



MiniFamous® Uno Calibrachoa

An early-to-finish, medium-compact series.
 Uniformity in flower timing.
 Classic core colors, doubles and stars.
 Screened for powdery mildew resistance.

Double red blooms are uniform and early to flower. Plants can be sold in small pots.



MiniFamous® Uno Double Red 25 Calibrachoa

General & Information						
Height:	Spread:	Exposure:				
8 - 10" (20 - 25cm)	10 - 12" (25 - 30cm)	Sun				
Rooting Guidelines						
Recommended Cell Size (in millimeters):	Rooting Hormone (IBA + NAA mix):	Average Days with Mist:	Early PGR Treatment Recommended (after 7 - 10 days): (see note 1)	Average Propagation Weeks:	Pinch in Propagation:	Comments:
20 mm	no	9 to 12	optional	4 to 5	optional	
Rooting & Finishing						
Media pH: (see note 2)	Fertilizer Needs: (see note 3)	Watering: (see note 4)				
5.5-6.2	200-250 PPM N/EC 2.0-2.4	keep evenly moist				
Finishing Guidelines						
Temperature Needs Day/Night: (see note 5)	Pinch after Transplant (unpinched liners):	Light Levels in Foot Candles:	Plant Growth Regulators (PGR) (S) = spray / (D) = drench:	Pests and Fungal Diseases:	Comments:	
65-80°F/55-65°F 18-27°C/13-18°C	optional	4,000 to 7,000	B-Nine 1,500 PPM (S), Bonzi 1 PPM (D)	Thielaviopsis, Powdery Mildew, Aphids, Mites		
Crop Time						
4- to 5-inch (10- to 13-cm) Pots, Quarts :	6-inch (15-cm) Pots, Gallons:	10- to 12-inch (25- to 30-cm) Tubs or Baskets:				
5 to 7 weeks, 1 ppp	7 to 9 weeks, 1 ppp	10 to 14 weeks, 3 to 4 ppp				

1. PGR applications during rooting:

Sprays only. Cover the plants and avoid run-off as much as possible. For vigorous products, first application should be done about 7-10 days after sticking, second when needed. Please test before use.

2. Media pH:

Best results are achieved if media with the correct pH is used starting with propagation.

3. Fertilizer needs:

Start with low concentrations after roots show and increase with plant development to the recommended levels.

4. Watering:

In general avoid drying out or overwatering the substrate as this will affect plant quality and finishing time. Root system will suffer when conditions change from one extreme to the other. "Growing on the dry side" means letting the substrate become dry (substrate color turns light brown and substrate starts to separate from the pot edge) before watering.

"Keep constantly moist" means watering the plants just before substrate becomes dry. Water management in rooting and finishing is half the success and the best way to prevent root-bound diseases, improve performance and control plant quality.

5. Temperature needs day/night:

During rooting keep soil temperature measured in the liner at 70°F/21°C until cuttings are well-rooted. After planting the liner, keep temperature up until roots have developed nicely. Afterward follow recommendations.

The use of "Cool Morning" treatments will improve plant quality, flower and foliage color, and plant habit, and harden the plants. Lower the temperature by 8-12° F/4-6°C 2 hours before sunrise until 2-3 hours after sunrise. Start treatments after plants are rooted in, well-branched and cover the media (reach the pot edges). To avoid delayed flowering, keep the average day temperature under a close watch and if necessary, increase night temperatures. Finishing of the crop depends on the average day temperature, and positive or negative DIF methods as well as "Cool Morning" can be used to improve plant quality.

NOTE: Growers should use the information presented here as guidelines only. Selecta recommends that growers conduct a trial of products under their own conditions. Crop times will vary depending on the climate, location, time of year, and greenhouse environmental conditions. It is the responsibility of the grower to read and follow all the current label directions relating to the products. Nothing herein shall be deemed a warranty or guaranty by Selecta of any products listed herein. Selecta's terms and conditions of sale shall apply to all products listed herein.

Other MiniFamous® Uno Varieties



Double Orange


Ember Eclipse

Funtopia Blue

Funtopia Pink

Pink Starfruit

Blue Star




Pink Radiance



Rose+Eye



Double White




Orange+Red Vein




Pink




White Gold




Yellow+Red Vein




Dark Blue




Double Dark Blue



Double PinkTastic



Pink Strike



Red



White




Yellow



Pink Star



Violet Star



Double Light Pink