



Mandala® Yellow Kalanchoe

Mandala® Kalanchoe

The most uniform kalanchoe series
Consistent vigor, shape and response time
Programmable, easy production
Vivid colors create stand-out displays.
Thrives in 4 to 6-in. pots, bowls and combinations, in full or part sun.
Makes a fantastic indoor potted plant that is ideal for gift-giving occasions.
Year-round programmable production and holiday targets are easy with 5-day flowering window.
Reliable supply chain for weekly deliveries.
Response time is 7.5 weeks and bloom size is 2.5 mm.


Response time is 7.5 weeks and bloom size is 3.5 mm.

selecta one


General & Information						
Height:	Spread:	Exposure:				
7 - 9" (18 - 23cm)	6 - 8" (15 - 20cm)	Partial Sun, Sun				
Rooting Guidelines						
Recommended Cell Size (in millimeters):	Rooting Hormone (IBA + NAA mix):	Average Days with Mist:	Early PGR Treatment Recommended (after 7 - 10 days):	Average Propagation Weeks:	Pinch in Propagation:	Comments:
25/35 mm	optional	N/A	no	3 to 5	no	Stick cuttings in moist media. Only apply water when media is dry. No misting.
Rooting & Finishing						
Media pH: (see note 2)	Fertilizer Needs: (see note 3)		Watering: (see note 4)			
5.5-6.2	100-150 PPM N balanced feed media EC 0.6-1.2		maintain moderate moisture			
Finishing Guidelines						
Temperature Needs Day/Night: (see note 5)	Pinch after Transplant (unpinched liners):	Light Levels in Foot Candles:	Plant Growth Regulators (PGR) (S) = spray / (D) = drench:	Pests and Fungal Diseases:	Comments:	
68-75°F/62-68°F 20-24°C/17-20°C	optional	5,000 to 6,000	B-Nine 2,500 PPM (S), B-Nine 1,500 PPM/Cycocel 500 PPM (S)	Aphids, Mealybugs, Powdery Mildew, Phytophthora, Pythium	PGRs are necessary to strengthen the flower stems.	
Crop Time						
4- to 5-inch (10- to 13-cm) Pots, Quarts :		6-inch (15-cm) Pots, Gallons:	10- to 12-inch (25- to 30-cm) Tubs or Baskets:			
14 weeks, 1 ppp		16 weeks, 1 ppp	8-in. tabletop/bowls/combos: 18 weeks, 3 ppp			
1. PGR applications during rooting:						
Sprays only. Cover the plants and avoid run-off as much as possible. For vigorous products, first application should be done about 7-10 days after sticking, second when needed. Please test before use.						
2. Media pH:						
Best results are achieved if media with the correct pH is used starting with propagation.						
3. Fertilizer needs:						
Start with low concentrations after roots show and increase with plant development to the recommended levels.						
4. Watering:						
In general avoid drying out or overwatering the substrate as this will affect plant quality and finishing time. Root system will suffer when conditions change from one extreme to the other. "Growing on the dry side" means letting the substrate become dry (substrate color turns light brown and substrate starts to separate from the pot edge) before watering.						
"Keep constantly moist" means watering the plants just before substrate becomes dry. Water management in rooting and finishing is half the success and the best way to prevent root-bound diseases, improve performance and control plant quality.						
5. Temperature needs day/night:						
During rooting keep soil temperature measured in the liner at 70°F/21°C until cuttings are well-rooted. After planting the liner, keep temperature up until roots have developed nicely. Afterward follow recommendations.						
The use of "Cool Morning" treatments will improve plant quality, flower and foliage color, and plant habit, and harden the plants. Lower the temperature by 8-12° F/4-6°C 2 hours before sunrise until 2-3 hours after sunrise. Start treatments after plants are rooted in, well-branched and cover the media (reach the pot edges). To avoid delayed flowering, keep the average day temperature under a close watch and if necessary, increase night temperatures. Finishing of the crop depends on the average day temperature, and positive or negative DIF methods as well as "Cool Morning" can be used to improve plant quality.						

NOTE: Growers should use the information presented here as guidelines only. Selecta recommends that growers conduct a trial of products under their own conditions. Crop times will vary depending on the climate, location, time of year, and greenhouse environmental conditions. It is the responsibility of the grower to read and follow all the current label directions relating to the products. Nothing herein shall be deemed a warranty or guaranty by Selecta of any products listed herein. Selecta's terms and conditions of sale shall apply to all products listed herein.


Other Mandala® Varieties




Apricot Iris




Double Purple




Bright Orange




Deep Pink




Double Apricot + Eye




Neon Pink




Dark Red




Double White




Light Pink




Orange



Pink




Purple



Red



Rose



White