



selecta^{one}[®]

2025



NEW VARIETIES

YOU CAN'T WAIT TO GROW



For compact plants with big profits, check out the highly efficient **NEW MiniFamous® Evo Calibrachoa** series. Their double blooms put on a great show, even in the smallest of containers.

Look for Evo Double Blue, Double Magenta, Double Red, Double White and Double Yellow on **page 29**.



With their tie-dyed look, **NEW MiniFamous® Uno Funtopia Pink and Funtopia Blue Calibrachoa** are sassy and festive novelties! See both varieties on **page 30**.

Your ticket to upgraded **DIANTHUS SUPPLY**

Selecta One® has **USDA approval** to supply a wide assortment of proven-quality Dianthus cuttings from offshore production. Receive the amount you need **all in one shipment.**



The charming and fragrant, pink-edged blooms of **NEW Dianthus EverLast™ Ruby Edge** appear early in Spring and last into Fall, standing up to the roughest weather all the while. Find the tough-as-nails EverLast™ series on **page 105**.



Scan to see
our new Dianthus catalog!

SelectaNorthAmerica.com/Dianthus



Table of Contents

Combos

Trixi®	6-19
Culture Information for TrixiLiner	20

Annuals

Bacopa	22
Bidens	23
Bracteantha	24
Calibrachoa	25-33
Cuphea	35
Dahlia	36-42
Diascia	43
Erysimum	34
Euphorbia	35
Geranium	44
Geranium, Interspecific	49
Geranium, Ivy	50-52
Geranium, Zonal	45-48
Glechoma	35
Hebe	52
Helichrysum	53
Heliotrope	53
Impatiens, Interspecific	58
Impatiens, New Guinea	54-57
Lobelia	60-63
Lysimachia	59
Muehlenbeckia	59
Nemesia	64
Osteospermum	65-69
Pericallis	81
Petunia	72-80
Petchoa	70-71
Phlox	82
Portulaca	83
Salvia	84
Sanvitalia	85
Scaevola	84
Sedum, annual	87
Verbena	88-92

Dianthus

Dianthus and Carnations	93-111
Dianthus Scheduling Chart	112

Potted Plants

Calceolaria	116
Kalanchoe	113-115

Perennials

Ajuga	118
Gaura	118
Lavandula	119
Sedum, perennial	120-123

Herbs

Herbs	124-126
-------------	---------

Rooting Guide	127-131
Finishing Guide	132-143
Terms & Conditions of Sale	144
Discontinued & Renamed Varieties	145
Flowering Only Terms & Conditions	146-147
Plant Protection & Licensing	147
Product Forms	148
Licensed Root & Sell Stations	149

Terminology

25 Upgraded Variety

Varieties noted as 25 represent a significant improvement compared to last year's genetics.

High Density

Varieties are especially suitable for high-density production and quick-turning crops. Mounding, compact habit, easy-to-control vigor and early flowering allow for high-density growing and shipping.

Sun Lover

Varieties are especially suitable for hot areas and growing in warmer temperatures.

No Pinch

Varieties mean savings on labor costs, less sanitary risk and shorter crop times.

USDA Hardiness Zones

Information on USDA Hardiness Zones for our perennials is provided on a separate line and in bold type below the description of each variety, for your convenience.

Key

✓ Vigor	🕒 Flowering Time	☀️ Heat Tolerance
1 low	1 very early	A excellent
2 low-medium	2 early	B very good
3 medium	3 standard	C good
4 medium-high		
5 high		

Heat up early Spring sales!

After a dreary Winter indoors, consumers are excited to get outside and plant! Cash in early with our premium varieties that:

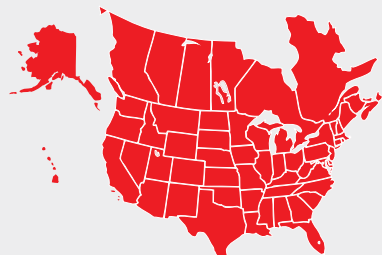
- Command higher retail prices.
- Fit into your early shoulder season for performance.
- Boost profits with efficient, low-energy growing.
- Grab attention with colorful flowers at retail!

We recommend early-season stars, like bacopa (pg 22), calceolaria (pg 116), dianthus (pg 94-111), erysimum (pg 34), nemesia (pg 64) and osteospermum (pg 65-69).



Bringing Quality Liners to You

You'll save time and labor when you order rooted liners from Selecta One®.



Trialed and Approved

Selecta One plants are **trialed and approved** at trial sites throughout North America. This strategy ensures the plants we recommend for your region will provide the excellent performance you expect.

Our expansive rooted liner network covers several regions, assuring you of a Root and Sell location providing our innovative genetics near you.



Consistent Quality and Delivery

We use local truck shipments to deliver your order to you quickly, on time and in full. We'll even deliver right to your door.

Thanks to our dependable high order fill rate and consistent quality, you can rely on us to keep you on track and growing sooner this - and every - season.



UNROOTED CUTTINGS (URCs)

All Selecta One varieties are available as URCs.



ROOTED CUTTINGS

Selecta One varieties are available as rooted cuttings from Selecta One licensed Root & Sell Stations.



AUTOSTIX® STRIP CUTTINGS

Same high-quality unrooted cuttings from Selecta One in a biodegradable strip for automated transplanting.



CALLUSED CUTTINGS

Available in *Osteospermum*, the cuttings can be direct stuck to the finish container, so propagation is cut by 7 to 9 days.



TRIXI®

Upgraded to customize the treatment of components, Trixi gives you a stronger start for a better finish of 100% complete and balanced color combos.

View additional product form information on page 148



Create Custom Combinations

Enhance your combination program with fresh ideas from Selecta One! These high-impact recipes feature ideal blends for every season, reason, size and style. Along with our pre-mixed Trixi® program, Selecta One has everything you need to create combinations that stun at retail!



Enjoying EnViva



Vibing Verde

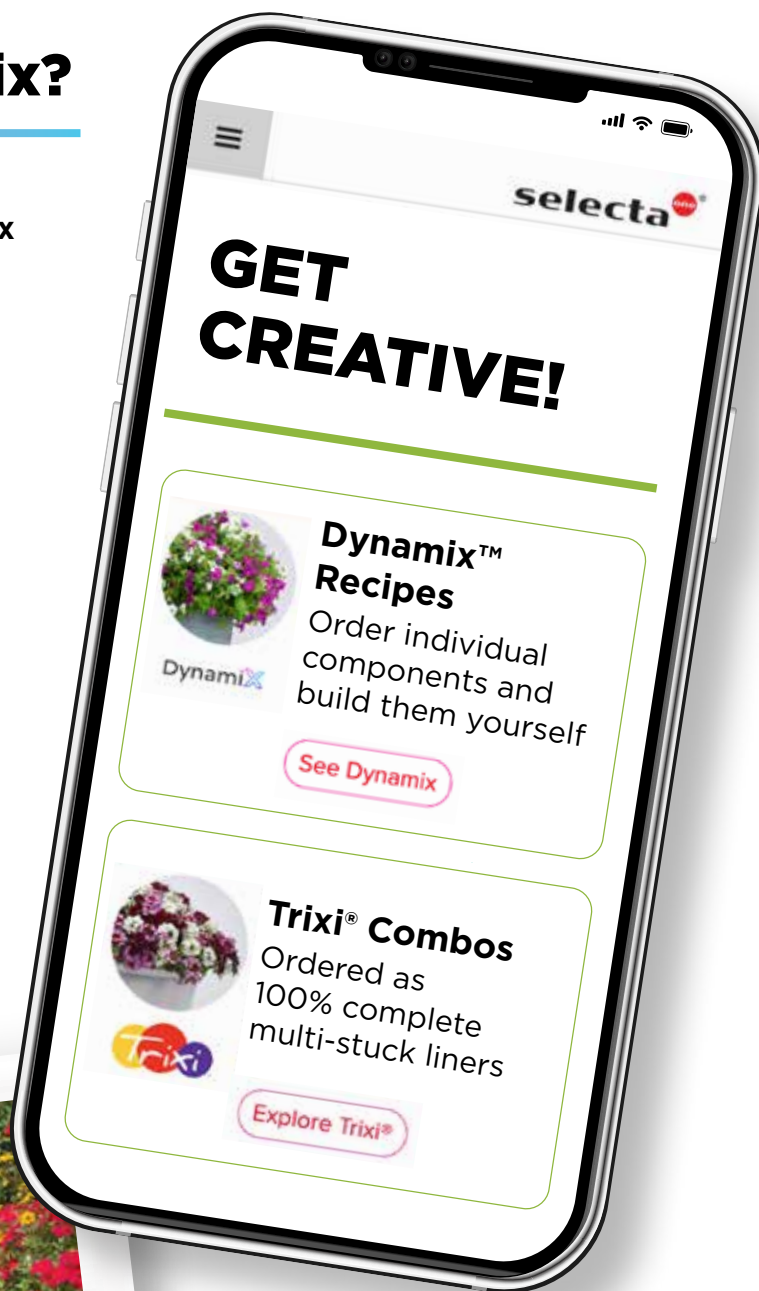


EverLasting Evening

What's your DIY mix?

1. Get started at selectanorthamerica.com/Dynamix and explore combinations based on exposure, seasonality, timing and color.
2. Order your components individually as liners or cuttings.
3. To plant, follow our easy "plantograms" found on the Dynamix web page.

*Get in
the mix!*

































*Watch for Dynamix
combo ideas throughout
this catalog!*










Trixi® Combos at a Glance

Our pre-mixed Trixi combos have been trialed and proven for their excellent performance. They are the best mixes of rooting stations nationwide. Ordered as 100% complete multi-stuck liner kits, your favorite Trixi mixes are available in a range of color combinations and classes.






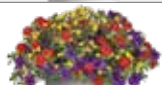





MONO COMBOS		
	NEW Ball Game 25	19
	NEW Double Date 25	16
	NEW Double Take 25	12
	NEW Double The Heat 25 (Duo)	11
	NEW Evo-Centric	8-9
	NEW Hotter than You Pink 25	16
	NEW Sky's the Limit 25	17
	NEW Spring Symphony (Duo)	9
	NEW Star Spangled Glamour 25	12
	NEW True North 25	13
	NEW Twice As Nice 25	16
	Batting Eyes	15
	Berry Daring	15
	Bolero	13
	Break the Ice	17

MONO COMBOS		
	Can't Be Beat	11
	Caribbean Cocktail	15
	Crystallize (Duo)	18
	Daisy Falls	10
	Flirtini	13
	Gold & Bold	14
	Heartbeat (Duo)	11
	Independence Day	19
	Little Liberty	12
	Lollipop	14
	On the Double	12
	Old Glory	19
	Party Favor	16
	Purple with a Purpose	18
	Red & White Forever	19



















MONO COMBOS

	Starspinner (Duo)	17
	Sunset	14
	Two to Tango (Duo)	15
	Whimsical Wonder	11
	Wild Berry	16
	Written in the Stars (Duo)	13
	You PINKed My Interest	11

MULTI-SPECIES COMBOS

	NEW Berry Vibes	9
	NEW Blueberry Parfait 25	18
	NEW Chemical Attraction 25	12
	NEW Enchanted Evening 25	14
	NEW Mulberry Street	9
	NEW Prime Suspect	9
	NEW Raspberry Sorbet 25	17
	NEW Strawberry Shortcake 25	10
	Cajun Flare	13
	Charged Up Cherry!	14
	Cherry Kiss	16

MULTI-SPECIES COMBOS

	Crazy for Crayons	11
	Daisy Dance	10
	Delight Up My Life	10
	Geisha Girl	15
	La Bomba	13
	Liberty Bell	18
	Lip Sync	10
	Night Watch	13
	Out of the Blue	10
	Pop the Bubbly	14
	Popular Demand	10
	Purple Lace	17
	Romance in Bloom	15
	Starlight Starbright	18
	Sunshiny Day	15
	Tight Ship	11
	Walk on a Cloud	19
	Who Knew Orleans	14

NEW

Trixi® Combos



NEW
Evo-Centric



NEW Berry Vibes

VERY EARLY

Headliner™

Violet Sky Petunia

Blues™

Magenta+Eye Verbena

MiniFamous® Neo

Double White Calibrachoa

⓪ 3 ⓪ 1 ⓪ C



NEW
Berry
Vibes

NEW Spring Symphony

VERY EARLY

Whimsy™

Deep Rose Nemesia

Whimsy™

White Nemesia

⓪ 2 ⓪ 1 ⓪ C



NEW
Spring
Symphony

NEW Evo-Centric

VERY EARLY

NEW MiniFamous® Evo

Double Blue Calibrachoa

NEW MiniFamous® Evo

Double Yellow Calibrachoa

NEW MiniFamous® Evo

Double Magenta Calibrachoa

⓪ 1 ⓪ 1 ⓪ A



NEW
Mulberry
Street

NEW Mulberry Street

EARLY

MiniFamous® Neo

Double White Calibrachoa

EnViva™

Red Petchoa

Lascar™

Blue+White Verbena

⓪ 3 ⓪ 2 ⓪ A



NEW Prime Suspect

EARLY

NEW Tsavo™

Basket Yellow Sanvitalia

EnViva™

Blue Petchoa

Lascar™

Dark Red Verbena

⓪ 3 ⓪ 2 ⓪ A

NEW
Prime
Suspect

Available as rooted cuttings from
our suppliers, see page 149.



Daisy Dance

VERY EARLY

MiniFamous® Neo

Orange+Red Eye Calibrachoa

Daisy Falls™

Purple Osteospermum

Lascar™

Mango Orange Verbena

⓪ 4 Ⓢ 1 Ⓢ B



Popular Demand

VERY EARLY

MiniFamous® Neo

Double Deep Yellow Calibrachoa

MiniFamous® Uno

Violet Star Calibrachoa

Daisy Falls™

Purple Osteospermum

⓪ 4 Ⓢ 1 Ⓢ B



Daisy Falls

VERY EARLY

Daisy Falls™

Pink Osteospermum

Daisy Falls™

Purple Osteospermum

Daisy Falls™

White Amethyst Osteospermum

⓪ 4 Ⓢ 1 Ⓢ B



TOP
SELLER

Lip Sync

VERY EARLY

MiniFamous® Uno

Yellow Calibrachoa

Magadi™ Dark Blue Lobelia

Headliner™ Lipstick Petunia

⓪ 4 Ⓢ 1 Ⓢ B



Delight Up My Life

VERY EARLY

MiniFamous® Uno

Double White Calibrachoa

MiniFamous® Uno

White Gold Calibrachoa

Tsavo™ Compact Yellow Sanvitalia

⓪ 2 Ⓢ 1 Ⓢ B



Out of the Blue

VERY EARLY

Namid™ Early Yellow Bidens

Magadi™ Dark Blue Lobelia

Lascar™ White Verbena

⓪ 2 Ⓢ 1 Ⓢ C



NEW

Strawberry Shortcake 25

VERY EARLY

Big Falls™ White Bacopa

MiniFamous® Neo

Light Pink+Eye Calibrachoa

Lascar™ Burgundy Verbena

⓪ 4 Ⓢ 1 Ⓢ B



Can't Be Beat

HIGH DENSITY | NO PINCH
VERY EARLY

Beats™ Bright Purple Verbena
Beats™ Purple+White Verbena
Beats™ White Verbena

✓1 ☺1 ☻B



Whimsical Wonder

VERY EARLY

Whimsy™ Deep Rose Nemesia
Whimsy™ Red Nemesia
Whimsy™ Yellow Nemesia

✓2 ☺1 ☻C



You PINKed My Interest

VERY EARLY

Gisele® Hot Pink Phlox
Gisele® Pink Phlox
Gisele® White Phlox

✓2 ☺1 ☻A



Heartbeat

HIGH DENSITY | NO PINCH
VERY EARLY

Beats™ Red Verbena
Beats™ Red+White Verbena

✓1 ☺1 ☻B



Crazy for Crayons

VERY EARLY

Namid™ Early Yellow Bidens
MiniFamous® Neo
Dark Blue Calibrachoa
Lascar™ Burgundy Verbena

✓3 ☺1 ☻B



Tight Ship

SUN LOVER | VERY EARLY

Gisele® Red Phlox
Tsavo™ Compact Yellow Sanvitalia

✓2 ☺1 ☻A



Double The Heat 25

VERY EARLY

NEW MiniFamous® Neo
Double Red 25 Calibrachoa
MiniFamous® Neo
Double OrangeTastic Calibrachoa

✓3 ☺1 ☻B



NEW

Double Take 25

VERY EARLY

MiniFamous® Uno Double Dark Blue Calibrachoa
MiniFamous® Uno Double PinkTastic Calibrachoa
NEW MiniFamous® Uno Double Red 25 Calibrachoa

⓪ 2 ⓪ 1 ⓪ B



NEW

Chemical Attraction 25

VERY EARLY

NEW MiniFamous® Uno White 25 Calibrachoa
Magadi™ Electric Purple Lobelia
Headliner™ Electric Purple Sky Petunia

⓪ 4 ⓪ 1 ⓪ C



On the Double

VERY EARLY

MiniFamous® Neo Double PlumTastic Calibrachoa
MiniFamous® Uno Double Dark Blue Calibrachoa

⓪ 2 ⓪ 1 ⓪ B



Little Liberty

HIGH DENSITY | NO PINCH | VERY EARLY

Beats™ Blue Verbena
Beats™ Red Verbena
Beats™ White Verbena

⓪ 1 ⓪ 1 ⓪ B



NEW

Star Spangled Glamour 25

VERY EARLY

NEW MiniFamous® Uno
Double Red 25 Calibrachoa
MiniFamous® Uno
Double Dark Blue Calibrachoa
MiniFamous® Uno
Double White Calibrachoa

⓪ 2 ⓪ 1 ⓪ B



Cajun Flare

VERY EARLY

Namid™
Early Yellow Bidens
Starlet™
Blueberry Vein Petunia
Lascar™
Burgundy Verbena
V 2 C 1 B



Flirtini

EARLY

MiniFamous® Neo
Double Amethyst Calibrachoa
MiniFamous® Neo
Double Lemon Calibrachoa
MiniFamous® Uno
Double Light Pink Calibrachoa
V 3 C 2 B



Bolero

EARLY

MiniFamous® Neo
Dark Blue Calibrachoa
MiniFamous® Neo
Deep Yellow Calibrachoa
MiniFamous® Neo
Vampire Calibrachoa
V 3 C 2 B



Written in the Stars

EARLY

MiniFamous® Neo
Deep Yellow Calibrachoa
MiniFamous® Uno
Violet Star Calibrachoa
V 3 C 2 B



Night Watch

EARLY

Namid™ Special Yellow Bidens
Starlet™ Velvet Petunia
Blues™ Red Verbena
V 2 C 2 B



La Bomba

EARLY

Namid™ Early Yellow Bidens
MiniFamous® Neo
Dark Blue Calibrachoa
Headliner™ Red Petunia
V 4 C 2 B



True North 25

VERY EARLY

NEW MiniFamous® Uno
Double Red 25 Calibrachoa
MiniFamous® Uno
Double White Calibrachoa
V 2 C 1 B



Pop the Bubbly

EARLY

Namid™ Early Yellow Bidens
Starlet™ Yellow Petunia
Lascar™ White Verbena

Ⓢ 2 Ⓢ 2 Ⓢ C



Charged Up Cherry!

EARLY

MiniFamous® Neo
 Double Lemon Calibrachoa
MiniFamous® Neo Pink Hawaii Calibrachoa
Blues™ Magenta+Eye Verbena

Ⓢ 2 Ⓢ 2 Ⓢ B



TOP
SELLER

Gold & Bold

EARLY

MiniFamous® Neo
 Dark Blue Calibrachoa
MiniFamous® Neo
 Deep Yellow Calibrachoa
MiniFamous® Neo Purple Calibrachoa

Ⓢ 3 Ⓢ 2 Ⓢ B



TOP
SELLER

Lollipop

EARLY

MiniFamous® Neo Blue Calibrachoa
MiniFamous® Neo
 Deep Yellow Calibrachoa
MiniFamous® Neo Pink Calibrachoa

Ⓢ 3 Ⓢ 2 Ⓢ B



TOP
SELLER

Who Knew Orleans

EARLY

MiniFamous® Uno
 Yellow+Red Vein Calibrachoa
Headliner™ Red Petunia
Lascar™ Mango Orange Verbena

Ⓢ 4 Ⓢ 2 Ⓢ B



TOP
SELLER

Sunset

EARLY

MiniFamous® Neo
 Deep Orange Calibrachoa
MiniFamous® Neo
 Vampire Calibrachoa
MiniFamous® Uno
 Yellow Calibrachoa

Ⓢ 3 Ⓢ 2 Ⓢ B



NEW

Enchanted Evening 25

EARLY

MiniFamous® Neo White Calibrachoa
Headliner™ Enchanted Sky Petunia
Blues™ Purple+Eye Verbena

Ⓢ 2 Ⓢ 2 Ⓢ B



Caribbean Cocktail

EARLY

MiniFamous® Neo

Blue Calibrachoa

MiniFamous® Neo

Orange+Red Eye Calibrachoa

MiniFamous® Neo

Vampire Calibrachoa

⓪ 3 ⓪ 2 ⓪ B



Batting Eyes

EARLY

MiniFamous® Neo

Orange+Red Eye Calibrachoa

MiniFamous® Neo

Salmon Pink+Eye Calibrachoa

MiniFamous® Uno

Yellow+Red Vein Calibrachoa

⓪ 3 ⓪ 2 ⓪ B



Romance in Bloom

EARLY

MiniFamous® Neo

Salmon Pink+Eye Calibrachoa

Headliner™ Strawberry Sky Petunia

Blues™ Red Verbena

⓪ 3 ⓪ 2 ⓪ B



Geisha Girl

EARLY

MiniFamous® Neo

Salmon Pink+Eye Calibrachoa

Headliner™ Red Petunia

Lascar™ Red Rose Verbena

⓪ 4 ⓪ 2 ⓪ B



Two to Tango

EARLY

MiniFamous® Neo

Double Purple Calibrachoa

MiniFamous® Uno

Double PinkTastic Calibrachoa

⓪ 3 ⓪ 2 ⓪ B



Berry Daring

EARLY

MiniFamous® Neo

Dark Blue Calibrachoa

MiniFamous® Neo

Purple Calibrachoa

MiniFamous® Neo

Salmon Pink+Eye Calibrachoa

⓪ 3 ⓪ 2 ⓪ B



Sunshiny Day

EARLY

MiniFamous® Uno

White Gold Calibrachoa

MiniFamous® Uno

Yellow+Red Vein Calibrachoa

Lascar™ Orange Lava Verbena

⓪ 2 ⓪ 2 ⓪ B



NEW

Hotter Than You Pink 25

EARLY

Headliner™

Lipstick Petunia

Headliner™

Pink Vein Petunia

NEW Headliner™

White 25 Petunia

⓪ 4 ⌚ 2 Ⓢ B



TOP
SELLER

Cherry Kiss

EARLY

MiniFamous® Neo

Salmon Pink+Eye Calibrachoa

Headliner™

Lipstick Petunia

Blues™

Light Pink+Eye Verbena

⓪ 4 ⌚ 2 Ⓢ B



NEW

Twice As Nice 25

EARLY

NEW MiniFamous® Uno

Double Red 25 Calibrachoa

MiniFamous® Uno

Dark Blue Calibrachoa

MiniFamous® Neo

Double Dark Blue Calibrachoa

⓪ 3 ⌚ 2 Ⓢ B



Wild Berry

EARLY

MiniFamous® Neo Blue Calibrachoa

MiniFamous® Neo Purple Calibrachoa

MiniFamous® Neo White Calibrachoa

⓪ 3 ⌚ 2 Ⓢ B



Party Favor

EARLY

MiniFamous® Neo Blue Calibrachoa

MiniFamous® Neo Pink Calibrachoa

MiniFamous® Neo White Calibrachoa

⓪ 3 ⌚ 2 Ⓢ B



NEW

Double Date 25

EARLY

NEW MiniFamous® Neo

Double Red 25 Calibrachoa

MiniFamous® Neo

Double Deep Yellow Calibrachoa

MiniFamous® Neo

Double Dark Blue Calibrachoa

⓪ 3 ⌚ 2 Ⓢ B



TOP
SELLER

Starspinner

EARLY

MiniFamous® Uno Pink Star Calibrachoa
MiniFamous® Uno Violet Star Calibrachoa

⓪ 2 ⓪ 2 ⓪ B



Break the Ice

EARLY

MiniFamous® Neo Blue Calibrachoa
MiniFamous® Neo Double Silver Blue Calibrachoa
MiniFamous® Neo Violet Ice Calibrachoa

⓪ 2 ⓪ 2 ⓪ B



TOP
SELLER

Purple Lace

EARLY

MiniFamous® Neo Dark Blue Calibrachoa
MiniFamous® Neo Double PlumTastic Calibrachoa
Blues™ Lavender+Eye Verbena

⓪ 2 ⓪ 2 ⓪ B



NEW

Sky's the Limit 25

EARLY

Headliner™ Night Sky® Petunia
Headliner™ Sky Blue Petunia
NEW Headliner™ White 25 Petunia

⓪ 4 ⓪ 2 ⓪ B



NEW

Raspberry Sorbet 25

EARLY

MiniFamous® Neo
White Calibrachoa
Starlet™ Magenta Star Petunia
Blues™ Magenta+Eye Verbena

⓪ 2 ⓪ 2 ⓪ B



Purple with a Purpose

EARLY

MiniFamous® Neo Dark Blue Calibrachoa
MiniFamous® Neo Light Blue Calibrachoa
MiniFamous® Neo White Calibrachoa

Ⓥ 3 Ⓢ 2 Ⓢ B



Crystallize

EARLY

Headliner™ Crystal Sky Petunia
Headliner™ Night Sky® Petunia

Ⓥ 4 Ⓢ 2 Ⓢ B



Starlight Starbright

EARLY

MiniFamous® Neo Blue Calibrachoa
Headliner™ Blackberry Vein Petunia
Blues™ Lavender+Eye Verbena

Ⓥ 3 Ⓢ 2 Ⓢ B



Liberty Bell

EARLY

MiniFamous® Neo Dark Blue Calibrachoa
Headliner™ Red Petunia
Lascar™ White Verbena

Ⓥ 4 Ⓢ 2 Ⓢ A



Blueberry Parfait 25

EARLY

NEW Big Falls™ White Bacopa
MiniFamous® Neo Light Blue Calibrachoa
Blues™ Light Pink+Eye Verbena

Ⓥ 4 Ⓢ 2 Ⓢ B



Red & White Forever

SUN LOVER | EARLY

EnViva™ Red Petchoa
EnViva™ White Petchoa

⓪ 3 Ⓜ 2 Ⓢ A



Independence Day

SUN LOVER | EARLY

EnViva™ Blue Petchoa
EnViva™ Red Petchoa
EnViva™ White Petchoa

⓪ 3 Ⓜ 2 Ⓢ A



Old Glory

EARLY

MiniFamous® Neo Dark Blue Calibrachoa
MiniFamous® Neo Vampire Calibrachoa
MiniFamous® Neo White Calibrachoa

⓪ 3 Ⓜ 2 Ⓢ B



Walk on a Cloud

EARLY

Magadi™ Basket White Lobelia
Starlet™ White Petunia
Lascar™ White Verbena

⓪ 2 Ⓜ 2 Ⓢ C



NEW

Ball Game 25

EARLY

Headliner™ Blue Petunia
Headliner™ Red Petunia
NEW Headliner™ White 25 Petunia

⓪ 4 Ⓜ 2 Ⓢ B



Culture Information for TrixiLiner®



Starting with TrixiLiner

After their arrival, open the boxes and plant TrixiLiner as soon as possible. TrixiLiner can be temporarily stored in the trays. Take trays out of the box and place them on a table in the greenhouse with sufficient light and temperature. Avoid keeping them in too harsh a climate, as this may negatively influence rooting and branching after transplant.

Growing On

Scheduling: TrixiLiner is a quick-to-finish crop and should not be started too early. Consider the climate for your specific area and how it may influence scheduling; know your desired sales date. Depending on the time of the season, calculate for quarts and 6-inch pots with 5 to 7 weeks using 1 plant per pot. For gallons and 8-inch pots, use 2 plants per pot and calculate with 5 to 7 weeks as well. For 10-inch baskets, use 2 to 3 plants, and for 12-inch baskets, use 3 to 4 plants per pot and calculate with 8 to 12 weeks, depending on the time of the season and the desired size.

Preparation: Have the growing area ready prior to arrival of TrixiLiners. Thoroughly clean and disinfect the area, and use only new pots and fresh, high-quality media. If you notice any problems upon arrival, make sure to notify your supplier immediately.

Media: Choose a well-drained, aerated, peat-moss-based media.

pH: 5.4-5.8; pH levels above 6.0 may result in deficiencies (calibrachoa are in most mixes).

Media EC: 1.0-1.5 to start with; high salt levels may result in slower and irregular rooting.

Getting Ready: Moisten finish media before transplanting, but avoid saturating the media. Best, if possible, to water the pots the day before planting. Before transplanting, thoroughly water the TrixiLiner until media is saturated.

Transplanting: Plant into the finish container by dibbling a hole. Plant the TrixiLiner deep enough so the rooting media is level with the media in the container. Avoid planting too deep, as this will promote diseases, and avoid planting too high, as this will dry out the cutting much quicker.

Temperature: After transplanting the TrixiLiner, keep the temperature up. Maintain night temperatures of 61-64°F (16-18°C) and day temperatures of 68-72°F (20-22°C) until plants have nicely branched, covering almost all the media surface of your pot, and have rooted well into the new media. Afterwards, lower temperatures to 55-60°F (13-16°C) and day temperatures of 64-72°F (18-22°C). Cool morning drops will result in a better plant habit and nicer colors. Drop temperature 2 hours before sunrise by 8-12°F (-13 to -11°C) until about 2 hours after sunrise. Flowering will not be delayed as long as the average day temperature is maintained consistently. In order to keep the average day temperature up during cold and cloudy days, you may want to raise the night temperature. Toward the end of the crop, you can lower the temperature further to 55-60°F (13-16°C) day and night.

Humidity: Below 70%.

Ventilation: Proper venting is one of the most important tools for preventing diseases (especially botrytis). Horizontal air flow fans will greatly improve results, especially in areas where venting during the Winter is difficult.

Light: High light levels promote compact growth. Provide 4,000 - to maximum 5,000 - foot candles during the main growing period.

Watering: Start with a moist media (wet, but not saturated); slightly water the TrixiLiner after transplant, but avoid saturation of media. Avoid excessive irrigation until after roots have established, keep the media constantly moist (but not saturated), and avoid going from one extreme to the other (from dry to wet and so on). Water in the morning so foliage is dry during the night. Excessive watering will leach out nutrients and raise the pH, resulting in nutrition deficiencies (especially iron = Fe) and root diseases. Don't allow plants to dry out. Drought stress will increase crop time and may raise the salt level, which may burn the roots, promoting root diseases.

Fertilizer: Start a constant feed program as soon as roots show with 200-250 PPM N, using a well-balanced fertilizer, including minor elements (especially Fe). Acid-based fertilizers will help to maintain pH levels below 6.0. Additional iron may be needed if pH levels rise above 6.0. Provide sufficient drainage to avoid excess salt accumulation. Optimum media EC levels are 1.8-2.2. Avoid high salt levels and fertilize in the morning. High salt levels or applications during high light levels and heat may result in burns. Use slow-release fertilizers to keep plants green at retail and at consumer.

Pinching: TrixiLiner is pinched and a 2nd pinch is recommended. The 2nd pinch will improve branching and help to better fill larger pots and containers. Avoid stretch, which leads to poor branching and an unstable plant (and you may have to pinch another time).

Spacing: Start pot tight (2 finger spacing!) and space before plants start to touch each other. Provide enough space so plants don't grow into each other, reducing the overall quality. An additional pinch to correct late spacing will extend the crop time! Hanging the baskets will improve the overall look.

PGR: Sprays with 2,500 PPM B-Nine or 5-20 PPM Sumagic can start about a week after transplant. Drenching the TrixiLiner works very well. For pots, use 0.25-0.5 PPM Sumagic as a drench the moment side shoots are about 1 inch long. Apply the drench before lowering the temperature of the crop. Baskets will get 1 or 2 more sprays when side shoots are about 1 inch long. Drench baskets with 2-4 PPM Bonzi when plants reach about 50-75% of the desired size. More spray application or a second drench application can be applied, if necessary. For very vigorous mixes, increasing the drench rates is recommended. Late PGR applications may delay the crop, especially when using B-Nine or Florel.

Pests and Diseases: Aphids (TMV virus vector), Thrips (TOSPO virus vector), Pythium, Botrytis, and Thielaviopsis. Always follow the labels.



ANNUALS

Key



Vigor

- 1 low
- 2 low-medium
- 3 medium
- 4 medium-high
- 5 high



Flowering Time

- 1 very early
- 2 early
- 3 standard



Heat Tolerance

- A excellent
- B very good
- C good

Big Falls™ Bacopa

Sutera grandiflora

COMPACT VIGOR | SEMI-TRAILING

- Bright colors have a big impact!
- Well branched
- Large blooms
- Short crop time
- Controlled habit

Height: 8 to 12 in. (20 to 30 cm)

Spread: 8 to 12 in. (20 to 30 cm)

Ideal Pot Sizes: Packs, Quarts, Gallons

Uses: Pots, Baskets, Combos



Big Falls White is a top pick for making mixes. The bright white blooms and excellent branching work with many different plants.



White
Ⓢ 2 Ⓢ 1 Ⓢ B



Pink+Rose Eye
Ⓢ 2 Ⓢ 1 Ⓢ B



Pearl
Ⓢ 2 Ⓢ 1 Ⓢ B



Dark Pink
Ⓢ 2 Ⓢ 1 Ⓢ B



Dark Blue
Ⓢ 2 Ⓢ 1 Ⓢ B



Big Falls
Dark Blue

Namid™ Bidens

Bidens ferulifolia

- Fills all your bidens needs
- Strong, well-branched varieties
- Controlled growth
- Long flower performance

Height: 6 to 8 in. (15 to 20 cm)

Spread: 12 to 20 in. (30 to 51 cm)

Compact Yellow

COMPACT VIGOR | MOUNDED | HIGH DENSITY

Ideal Pot Sizes: Packs, Quarts, Gallons

Uses: Pots

Early Yellow

MEDIUM VIGOR | UPRIGHT

Ideal Pot Sizes: Quarts, Gallons, Larger than Gallons

Uses: Baskets, Combos

Special Yellow

LARGE VIGOR | SPREADING

Ideal Pot Sizes: Quarts, Gallons, Larger than Gallons

Uses: Baskets

Red+Yellow Eye

MEDIUM VIGOR | SEMI-TRAILING

Ideal Pot Sizes: Gallons, Larger than Gallons

Uses: Pots, Baskets, Combos



Compact Yellow

Ⓟ 1 Ⓢ 1 Ⓢ B



Early Yellow

Ⓟ 2 Ⓢ 1 Ⓢ B



Special Yellow

Ⓟ 2 Ⓢ 2 Ⓢ B



Red+Yellow Eye

Ⓟ 2 Ⓢ 2 Ⓢ B



Trixi **Crazy for Crayons**
Featuring **Namid** Early Yellow



Compact Yellow is the go-to Southern mix component! It won't overgrow the other components. **Special Yellow** is ideal for mixing in the North. Its spreading habit with larger vigor can be controlled with minimal PGRs.

Mohave™ Bracteantha

Bracteantha bracteata

MEDIUM VIGOR | MOUNDED
HIGH DENSITY | NO PINCH

- Blooms from Spring to Fall
- Superior branching
- Big, brilliant flowers
- Try Basket Yellow in mixes!

Height: 14 to 16 in. (36 to 41 cm)

Spread: 14 to 16 in. (36 to 41 cm)

Ideal Pot Sizes: Quarts, Gallons, Larger than Gallons

Uses: Pots, Baskets



White
Ⓥ 3 Ⓢ 2 Ⓢ B



Yellow
Ⓥ 3 Ⓢ 2 Ⓢ A



Basket Yellow
Ⓥ 3 Ⓢ 2 Ⓢ A



Apricot
Ⓥ 3 Ⓢ 2 Ⓢ B



Pink
Ⓥ 3 Ⓢ 2 Ⓢ B



Fire Red
Ⓥ 3 Ⓢ 2 Ⓢ B



Purple Red
Ⓥ 2 Ⓢ 2 Ⓢ B



Basket Yellow is a surprising yellow element for mixes. Give it a try!

Mixed Container
Featuring **Mohave** Yellow Bracteantha

NEW MiniFamous® Uno
Pink StarFruit Calibrachoa



Calibrachoa

Look who's new to the MiniFamous® family!

NEW MiniFamous® Evo features vibrant, double flowers on a naturally compact habit.

It's the perfect addition to the showstopping colors and exciting patterns of medium-compact **MiniFamous® Uno** and medium-vigor **MiniFamous® Neo**.

COMPACT Vigor

pages 28-29



NEW MiniFamous® Evo
Double Magenta
page 29

MEDIUM-COMPACT Vigor

pages 30-31



NEW MiniFamous® Uno
Pink Starfruit
page 30

MEDIUM

Vigor

pages 32-33



MiniFamous® Neo

Pink Hawaii

page 33



NEW MiniFamous® Evo Double Yellow Calibrachoa

NEW MiniFamous® Evo Calibrachoa

Calibrachoa hybrida

COMPACT VIGOR | MOUNDED | HIGH DENSITY

- No pinch, no PGR
- Pot-tight production
- The only naturally compact calibrachoa series with double flowers in North America

Height: 6 to 8 in. (15 to 20 cm)

Spread: 8 to 10 in. (20 to 25 cm)

Ideal Pot Sizes: Packs, Quarts, Gallons

Uses: Pots, Combos

NEW




Double Blue
V1 ⌚1 ⌚A

NEW




Double Magenta
V1 ⌚1 ⌚A

NEW




Double Red
V1 ⌚1 ⌚A

NEW



Double White
V1 ⌚1 ⌚A

NEW



Double Yellow
V1 ⌚1 ⌚A



NEW Trixi Evo-Centric
Featuring **NEW** MiniFamous Evo
Double Blue, Double Magenta and Double Yellow

MiniFamous[®] Uno Calibrachoa

Calibrachoa hybrida

MEDIUM-COMPACT VIGOR | MOUNDED | HIGH DENSITY

- An early-to-finish, medium-compact series
- Uniformity in flower timing
- Classic core colors, doubles and stars
- Screened for powdery mildew resistance

Height: 8 to 10 in. (20 to 25 cm)

Spread: 10 to 12 in. (25 to 30 cm)

Ideal Pot Sizes: Packs, Quarts, Gallons, Larger than Gallons


Uses: Pots, Baskets, Combos

NEW



Funtopia Blue
V2 ⚡3 ⚙A

NEW



Funtopia Pink
V3 ⚡3 ⚙A

NEW




Pink Starfruit
V1 ⚡1 ⚙A

NEW



Ember Eclipse
V2 ⚡1 ⚙A

NEW



Double Orange
V2 ⚡1 ⚙A

NEW



Double Red 25
V2 ⚡1 ⚙A

**TOP
SELLER**



Double White
V2 ⚡1 ⚙A



White
V2 ⚡1 ⚙A

**TOP
SELLER**



White Gold
V2 ⚡1 ⚙A

**TOP
SELLER**



Yellow
V3 ⚡1 ⚙A



Yellow+Red Vein
V2 ⚡1 ⚙A



Orange+Red Vein
V2 ⚡1 ⚙A



Double Light Pink
V2 ⚡3 ⚙A

**TOP
SELLER**



Double PinkTastic
V2 ⚡1 ⚙A



Pink Strike
V2 ☼1 ⌘A



Pink Radiance
V2 ☼2 ⌘A



Rose+Eye
V2 ☼1 ⌘B



Pink
V2 ☼1 ⌘A

TOP
SELLER



Pink Star
V3 ☼1 ⌘A



Red
V1 ☼1 ⌘A



Violet Star
V3 ☼1 ⌘B



Blue Star
V2 ☼3 ⌘A




Double Dark Blue
V1 ☼2 ⌘A



Dark Blue
V1 ☼1 ⌘A



Choose **MiniFamous Uno** for combinations when mixing with other medium-compact, mounded and early components.



NEW MiniFamous Uno
Funtopia Blue and Pink

MiniFamous[®] Neo Calibrachoa

Calibrachoa cultivars

MEDIUM VIGOR | SEMI-TRAILING


- Uniform habit
- Large, single and double blooms
- Exclusive double bicolors

Height: 8 to 12 in. (20 to 30 cm)


Spread: 12 to 15 in. (30 to 38 cm)

Ideal Pot Sizes: Quarts, Gallons, Larger than Gallons

Uses: Pots, Baskets, Combos



Red Shuffle
V3 ⚡2 ⚡A




Double Red 25
V3 ⚡2 ⚡A



Double White
V3 ⚡2 ⚡A



White
V4 ⚡3 ⚡A



White+Yellow Eye
V3 ⚡3 ⚡A




Double Lemon
V3 ⚡3 ⚡A




Deep Yellow
V3 ⚡3 ⚡A



Double Deep Yellow
V3 ⚡3 ⚡A



Double OrangeTastic
V3 ⚡2 ⚡A




Orange+Red Eye
V3 ⚡2 ⚡A




Deep Orange
V3 ⚡1 ⚡A



Light Pink
V3 ⚡2 ⚡A



Light Pink+Eye
V2 ⚡1 ⚡A



Salmon Pink+Eye
V3 ⚡2 ⚡A



Pink
V3 C2 A



Double Pink
V3 C2 A



Pink Hawaii
V3 C2 A



Red Hawaii
V3 C1 A



Vampire
V3 C2 A



Violet Ice
V3 C1 A



Double PlumTastic
V3 C2 A



Light Blue
V3 C1 A



Double Silver Blue
V3 C2 A



Double Amethyst
V3 C2 A



Blue
V2 C2 B



Double Dark Blue
V3 C3 B



Double Purple
V3 C3 A



Purple
V3 C2 A



Dark Blue
V4 C1 A



Scan to watch a
MiniFamous Neo Pink
Hawaii video!

Brightside™ Erysimum

Erysimum cultivars

MEDIUM VIGOR | UPRIGHT | EARLY SEASON

- Medium vigor and bright colors
- Continuous blooming allows for a wider sales window – can be sold mid-February to June
- Reduced crop times, daylength neutral and no vernalization required
- Series offers more flowers, richer colors and better habits than standard erysimum

Height: 18 to 22 in. (46 to 56 cm)

Spread: 18 to 22 in. (46 to 56 cm)

Ideal Pot Sizes: Quarts, Gallons

Uses: Pots, Landscapes

NEW



White
V3 D1 B

NEW



Purple Glow 25
V2 D2 B

NEW



Fuchsia Glow
V3 D1 B



Lemon Glow
V3 D1 B



Dark Yellow
V3 D1 B



Orange Glow
V1 D2 B



Magenta Glow
V2 D2 B



Brightside
Orange Glow

Cuphea

Cuphea hyssopifolia

MEDIUM VIGOR | MOUNDED | SUN LOVER

- Fine, fernlike foliage
- Plethora of small blooms
- Heat loving and very easy to grow

Height: 12 to 16 in. (30 to 41 cm)

Spread: 16 to 18 in. (41 to 46 cm)


USDA Hardiness Zone: 9b to 11

Ideal Pot Sizes: Quarts, Gallons

Uses: Pots, Landscapes



White
V2 S2 A



Pink
V2 S2 A



Purple
V2 S2 A

Loreen™ Euphorbia

Euphorbia hypericifolia

COMPACT VIGOR | MOUNDED | HIGH DENSITY

- Excellent branching
- Dense flowering
- Eye-catching displays at retail

Height: 10 to 12 in. (25 to 30 cm)


Spread: 12 to 14 in. (30 to 36 cm)

Ideal Pot Sizes: Packs, Quarts, Gallons

Uses: Pots, Combos



Compact White
V2 S1 A



White
V3 S2 A

Variegata Glechoma

Glechoma hederacea

LARGE VIGOR | TRAILING | SUN LOVER

- Variegated, trailing perennial
- Excellent component in mixes
- Works well as a groundcover

Height: 4 to 6 in. (10 to 15 cm)

Spread: 10 to 12 in. (25 to 30 cm)

USDA Hardiness Zone: 4b to 9a

Ideal Pot Sizes: Quarts, Gallons, Larger than Gallons

Uses: Pots, Baskets, Combos, Landscapes



Variegata
V5 S3 B

Dahlia

Selecta One offers diversity in dahlias across four series, including Dahlietta® for quart pots; medium, dark-leaf City Lights™ and medium, green-leaf Dalaya® for gallons; and large, double-flowered Venti™ to fill your gallons and larger. One variety you won't want to miss is our top-selling Dalaya Fireball, a bright orange color on a novel anemone flower form.

COMPACT

Vigor

page 38



Dahlietta®
Candy
page 38

MEDIUM

Vigor

pages 39-40



City Lights™
Golden Yellow
page 39

MEDIUM
Vigor

pages 39-40



Dalaya®
Raspberry
page 40

LARGE
Vigor

page 41-42



Venti™
Passion Fruit Dahlia
page 42

Dahlietta® Dahlia

Dahlia pinnata

COMPACT VIGOR | MOUNDED | HIGH DENSITY

- Uniform series for early sales
- Flowers in as little as 7 weeks
- Wide range of colors and patterns
- Best-in-class, easy-to-grow assortment

Height: 10 to 12 in. (25 to 30 cm)

Spread: 10 to 12 in. (25 to 30 cm)

Ideal Pot Sizes: Quarts, Gallons

Uses: Pots



Blanca
V 2 ⌚ 1



Shirley
V 2 ⌚ 2



Julia
V 2 ⌚ 1



Coby
V 2 ⌚ 1



Candy
V 2 ⌚ 2



Emily
V 2 ⌚ 1



Paula
V 2 ⌚ 2



Louise
V 2 ⌚ 1



Anna
V 2 ⌚ 1



Rachel
V 2 ⌚ 1



Tessy
V 2 ⌚ 1



Patty
V 2 ⌚ 3

City Lights™ Dahlia

Dahlia hybrida

MEDIUM VIGOR | UPRIGHT

- Dark leaves contrast with bright blooms
- Habit and vigor match Dalaya®
- Magnet for butterflies and birds
- Well-branched garden powerhouse

Height: 12 to 14 in. (30 to 36 cm)

Spread: 12 to 14 in. (30 to 36 cm)

Ideal Pot Sizes: Gallons, Larger than Gallons

Uses: Pots, Landscapes

NEW



Apricot Glow

Ⓟ 3 Ⓟ 2 Ⓟ A

TOP
SELLER



Golden Yellow

Ⓟ 3 Ⓟ 2 Ⓟ A



Lavender Pink

Ⓟ 3 Ⓟ 2 Ⓟ A



Neon

Ⓟ 3 Ⓟ 3 Ⓟ A



Orange

Ⓟ 4 Ⓟ 2 Ⓟ A



Red

Ⓟ 3 Ⓟ 2 Ⓟ A



City Lights
Golden Yellow

TOP
SELLER



Purple

Ⓟ 3 Ⓟ 3 Ⓟ A

Dalaya[®] Dahlia

Dahlia hybrida

MEDIUM VIGOR | UPRIGHT | SUN LOVER

- Big blooms of exotic bicolors
- Green leaves
- Top choice for the garden
- Well-branched, exceptional habit
- Blooms are magnets for butterflies and birds

Height: 12 to 16 in. (30 to 41 cm)

Spread: 12 to 14 in. (30 to 36 cm)

Ideal Pot Sizes: Gallons, Larger than Gallons

Uses: Pots, Landscapes

NEW



Apricot+Red Eye

Ⓟ 3 Ⓢ 2 Ⓢ A

NEW



Red+Yellow Eye 25

Ⓟ 3 Ⓢ 2 Ⓢ A

NEW



Lavender

Ⓟ 3 Ⓢ 3 Ⓢ A




White

Ⓟ 3 Ⓢ 3 Ⓢ C



Yellow

Ⓟ 3 Ⓢ 2 Ⓢ C



Yellow+Red Eye

Ⓟ 3 Ⓢ 2 Ⓢ B

**TOP
SELLER**



Apricot

Ⓟ 4 Ⓢ 2 Ⓢ A




Pink+Lemon

Ⓟ 4 Ⓢ 2 Ⓢ B



Pink+White

Ⓟ 4 Ⓢ 2 Ⓢ A



Pink+Rose Eye

Ⓟ 4 Ⓢ 2 Ⓢ B

**TOP
SELLER**



Fireball

Ⓟ 3 Ⓢ 3 Ⓢ B



Raspberry

Ⓟ 3 Ⓢ 2 Ⓢ A



Vampire

Ⓟ 3 Ⓢ 3 Ⓢ A

**TOP
SELLER**



Purple+White

Ⓟ 3 Ⓢ 3 Ⓢ B



NEW Venti™ Magenta+White Eye Dahlia

Venti™ Dahlia

Dahlia pinnata

LARGE VIGOR | UPRIGHT | SUN LOVER

- Our most vigorous dahlia series
- Core colors and bicolors on double blooms
- More controlled habit than competition
- Top pick for “thriller” in combos

Height: 16 to 18 in. (41 to 46 cm)

Spread: 14 to 16 in. (36 to 41 cm)

Ideal Pot Sizes: Gallons, Larger than Gallons

Uses: Pots, Landscapes

NEW



Magenta+White Eye
V 2 L 3 B A

**TOP
SELLER**



Passion Fruit
V 5 L 3 B B



Pink+White Eye
V 3 L 2 B B



Light Rose
V 4 L 3 B C



Lemon
V 4 L 2 B B



Golden Yellow
V 4 L 2 B A



Tequila Sunrise
V 3 L 2 B A



Mango
V 4 L 3 B A



Red+White
V 3 L 3 B A

**TOP
SELLER**



Royal Purple
V 4 L 3 B B

Piccadilly™ Diascia

Diascia cultivars

MEDIUM VIGOR | MOUNDED | HIGH DENSITY

- Early-flowering plants
- Large flowers on short stems
- Performs best in cool weather
- Extended color range

Height: 7 to 9 in. (18 to 23 cm)

Spread: 8 to 10 in. (20 to 25 cm)

Ideal Pot Sizes: Quarts, Gallons

Uses: Pots, Baskets, Combos

NEW



White 25

Ⓟ 3 Ⓢ 1 Ⓢ B



Appleblossom

Ⓟ 3 Ⓢ 1 Ⓢ B



Dark Salmon

Ⓟ 3 Ⓢ 1 Ⓢ B



Pink

Ⓟ 3 Ⓢ 1 Ⓢ B



Dark Red

Ⓟ 3 Ⓢ 1 Ⓢ B



Mixed Container Featuring
Piccadilly Dark Salmon

Geranium

Selecta One offers a well-rounded geranium selection backed by leading European breeding and production from our consistent, reliable farm in Kenya. Choose from zonal, ivy and interspecific geraniums, available in a wide range of colors that grow well in containers, combos, hanging baskets and the landscape. Plus, our wide selection of sizes will help you find the best options for your program.

COMPACT
Vigor

pages 45, 52



Moonlight™
Dark Fuchsia
page 45

MEDIUM
Vigor

pages 46-47, 49-50



Sunrise™
Orange
page 47

LARGE
Vigor

pages 48 and 51



Super Moon™
Red
page 48

Moonlight™ Zonal Geranium

Pelargonium x hortorum

COMPACT VIGOR | UPRIGHT
NO PINCH | LABOR SAVER

- Dark-foliage, uniform series
- Solution for pot-tight production
- Early flowering; 3-4 flowers at first flush
- Large blooms on an upright plant

Height: 10 to 12 in. (25 to 30 cm)

Spread: 10 to 12 in. (25 to 30 cm)

Ideal Pot Sizes: Quarts, Gallons, Larger than Gallons

Uses: Pots, Landscapes

NEW



White 25
V2 S2 B

NEW



Ice Blue
V2 S2 B

NEW



Red 25
V2 S2 B

TOP
SELLER

Light Salmon
V2 S2 B



Orange
V2 S2 B



Hot Coral
V2 S2 B



Light Pink+Big Eye
(Interspecific)
V3 S2 A

TOP
SELLER

Pink
V3 S2 A



Pink+Big Eye
(Interspecific)
V3 S2 A



Raspberry Blush
V3 S2 B



Dark Fuchsia
V3 S2 B

TOP
SELLER

Brilliant Red
V3 S2 B



Dark Red
(Interspecific)
V3 S2 B



Lavender
V2 S3 A



Blue
V3 S2 B

Sunrise™ Zonal Geranium

Pelargonium x hortorum

MEDIUM VIGOR | UPRIGHT
NO PINCH | LABOR SAVER

- Green-leaf, medium-vigor plant
- Large-flowered series blooms early
- Superior color range

Height: 12 to 14 in. (30 to 36 cm)

Spread: 12 to 14 in. (30 to 36 cm)

Ideal Pot Sizes: Quarts, Gallons, Larger than Gallons


Uses: Pots, Landscapes



White+Zest
(Interspecific)
☺ 3 ☹ 2 Ⓢ A



Appleblossom 25
☺ 2 ☹ 2 Ⓢ B



Ruby+Fringe
(Interspecific)
☺ 3 ☹ 2 Ⓢ A



NEW Sunrise
Ruby+Fringe



White
 V3 C2 B



Light Salmon
 V3 C2 B



Salmon
 V3 C2 A



TOP
SELLER

Orange
 V3 C2 B



Light Pink
 V3 C2 B



Rose+Big Eye
(Interspecific)
 V2 C2 B



Hot Rose+Eye
 V3 C2 B



Hot Pink
 V3 C2 A



Brilliant Red
 V1 C2 B



Red
 V2 C2 A



Bright Scarlet
 V2 C2 A



TOP
SELLER

Dark Red
 V3 C2 B



Lavender
 V3 C2 B



Bright Lilac
 V2 C2 A



Purple+Big Eye
(Interspecific)
 V2 C2 A



TOP
SELLER

Violet
 V4 C1 B

Super Moon™ Zonal Geranium

Pelargonium x hortorum

LARGE VIGOR | UPRIGHT

- Large-flowered zonal
- Vibrant blooms
- Very dark stems provide contrast

Height: 12 to 18 in. (30 to 46 cm)

Spread: 10 to 14 in. (25 to 36 cm)

Ideal Pot Sizes: Gallons, Larger than Gallons

Uses: Pots, Landscapes




Super Moon makes an excellent “thriller” item in combinations.

NEW




Bright Red
Ⓟ 4 Ⓢ 2 Ⓢ A

NEW



Violet
Ⓟ 4 Ⓢ 2 Ⓢ A

**TOP
SELLER**



Red
Ⓟ 4 Ⓢ 2 Ⓢ A



Super Moon
Red

Marcada™ Interspecific Geranium

Pelargonium cultivars

MEDIUM VIGOR | SEMI-TRAILING

- Strong interspecific with an ivy look
- More heat tolerant
- Better flower retention
- Less sensitive to oedema

Height: 12 to 16 in. (30 to 41 cm)

Spread: 12 to 18 in. (30 to 46 cm)

Ideal Pot Sizes: Gallons, Larger than Gallons

Uses: Pots, Baskets, Combos



**Marcada
Magenta**

NEW



White 25
V2 ⌚1 ⌚A



Pink
V4 ⌚1 ⌚A



Pink+Purple Eye
V3 ⌚1 ⌚A



Magenta
V4 ⌚1 ⌚A



Electric Purple
V3 ⌚1 ⌚A



Dark Red
V3 ⌚1 ⌚A

Royal™ Ivy Geranium

Pelargonium peltatum

MEDIUM VIGOR | TRAILING | NO PINCH | LABOR SAVER

- Early flowering for quick turns
- High oedema resistance for clean foliage
- Double-flowered ivy
- Well-branched habit

Height: 10 to 12 in. (25 to 30 cm)

Spread: 14 to 18 in. (36 to 46 cm)

Ideal Pot Sizes: Larger than Gallons

Uses: Baskets, Combos

NEW



Blue 25

Ⓟ 2 Ⓢ 2 Ⓢ B



White

Ⓟ 3 Ⓢ 2 Ⓢ B



Light Pink

Ⓟ 3 Ⓢ 2 Ⓢ B



Candy Cane®

Ⓟ 2 Ⓢ 2 Ⓢ B



Hot Pink

Ⓟ 3 Ⓢ 2 Ⓢ B



Scarlet Red

Ⓟ 3 Ⓢ 2 Ⓢ A



Dark Red

Ⓟ 3 Ⓢ 2 Ⓢ B



Dark Burgundy

Ⓟ 3 Ⓢ 2 Ⓢ B



Purple

Ⓟ 3 Ⓢ 2 Ⓢ B

Balcon Ivy Geranium

Pelargonium peltatum

LARGE VIGOR | TRAILING
NO PINCH | LABOR SAVER

- Large, colorful blooms
- Heat-tolerant ivy
- Cascades from baskets and window boxes
- Self-cleaning; stays fresh all Summer

Height: 8 to 10 in. (20 to 25 cm)

Spread: 14 to 24 in. (36 to 61 cm)


Ideal Pot Sizes: Larger than Gallons

Uses: Baskets, Combos



Ice Dance Pink

Ⓟ 4 Ⓢ 3 Ⓢ A



Pink

Ⓟ 4 Ⓢ 2 Ⓢ A



Shocking Pink

Ⓟ 4 Ⓢ 2 Ⓢ A



Red

Ⓟ 4 Ⓢ 2 Ⓢ A



Light Purple

Ⓟ 4 Ⓢ 2 Ⓢ A

Decora Ivy Geranium

Pelargonium peltatum

LARGE VIGOR | TRAILING
NO PINCH | LABOR SAVER

- Large, colorful blooms
- Heat-tolerant ivy
- Cascading baskets and window boxes
- Unique variegated foliage

Height: 8 to 10 in. (20 to 25 cm)

Spread: 14 to 24 in. (36 to 61 cm)

Ideal Pot Sizes: Larger than Gallons

Uses: Baskets, Combos



Pink

Ⓟ 3 Ⓢ 2 Ⓢ A



Shocking Pink

Ⓟ 3 Ⓢ 2 Ⓢ A




Pink+Eye

Ⓟ 4 Ⓢ 2 Ⓢ A



Red

Ⓟ 4 Ⓢ 2 Ⓢ A



Light Purple

Ⓟ 2 Ⓢ 2 Ⓢ A

Glacier™ Ivy Geranium

Pelargonium peltatum

SEMI-TRAILING

- Stands up to the heat
- Single-flowered ivy
- Unmatched performance in baskets and window boxes

Height: 8 to 10 in. (20 to 25 cm)

Spread: 14 to 24 in. (36 to 61 cm)

Ideal Pot Sizes: Larger than Gallons


Uses: Baskets, Combos



MEDIUM-HIGH VIGOR

White

Ⓥ 4 Ⓢ 2 Ⓢ C



COMPACT VIGOR

Compact Amethyst+Eye

Ⓥ 2 Ⓢ 2 Ⓢ C

Sidekicks™ Hebe

Veronica species

COMPACT VIGOR | MOUNDED | HIGH DENSITY

- Prized for its foliage and can eventually produce small blue or purple flowers
- Dwarf evergreen shrubs have decorative leaves
- Very compact
- Attractive companion plants in Fall and Winter combinations
- Perfect for rock gardens and landscapes

Height: 6 to 7 in. (15 to 18 cm)

Spread: 5 to 6 in. (13 to 15 cm)

Ideal Pot Sizes: Quarts

Uses: Pots, Combos



Sidekicks

Luigi



Spock

Ⓥ 2 Ⓢ B



Watson

Ⓥ 2 Ⓢ B



Robin

Ⓥ 2 Ⓢ B



Luigi

Ⓥ 2 Ⓢ B

Marino™ Heliotrope

Heliotropium arborescens

MEDIUM VIGOR | UPRIGHT | HIGH DENSITY

- Superbly scented
- Cuttings ship reliably
- Easy to grow

Height: 10 to 14 in. (25 to 36 cm)

Spread: 12 to 18 in. (30 to 46 cm)

Ideal Pot Sizes: Quarts, Gallons

Uses: Pots, Combos, Landscapes



White

Ⓟ 2 Ⓢ 2 Ⓢ A



Blue

Ⓟ 2 Ⓢ 1 Ⓢ A

Silver Helichrysum

Helichrysum italicum

NO PINCH | LABOR SAVER

- Dwarf helichrysum
- Superior branching; drought tolerant
- Soft, silver foliage accent plant
- Low maintenance; not overly aggressive

Height: 8 to 14 in. (20 to 36 cm)

Spread: 6 to 14 in. (15 to 36 cm)

USDA Hardiness Zone: 7a to 7b

Ideal Pot Sizes: Packs, Quarts, Gallons

Uses: Pots



Add texture to your combinations with the Silver series. **Threads** is ideal for trailing baskets as a spiller, **Ribbon** adds thriller height and **Stitch** is best as a compact filler item.



Stitch

Ⓟ 1 Ⓢ 3 Ⓢ A



Threads

Ⓟ 2 Ⓢ 3 Ⓢ A



Ribbon

Ⓟ 3 Ⓢ 3 Ⓢ A

ImPower™

New Guinea Impatiens

Impatiens hawkeri

COMPACT VIGOR | UPRIGHT | HIGH DENSITY
NO PINCH | LABOR SAVER

- Fast to finish; highly programmable
- Uniform series flowers within 1 week
- High-density pots and packs
- Large blooms

Height: 8 to 10 in. (20 to 25 cm)

Spread: 10 to 12 in. (25 to 30 cm)

Ideal Pot Sizes: Quarts, Gallons

Uses: Pots



ImPower
Red Flame



White Pink Eye
(dark green foliage)
V3 S1 B



White
(green foliage)
V3 S1 B



Salmon
(green foliage)
V3 S1 B



Orange
(green foliage)
V3 S1 B



Red Flame
(green foliage)
V2 S1 B



Red
(green foliage)
V2 S1 B



Dark Red
(dark green foliage)
V2 S1 B



Violet
(green foliage)
V3 S1 B



Purple Blue
(green foliage)
V3 S1 B



Lavender
(green foliage)
V2 S1 B

ColorPower™ New Guinea Impatiens

Impatiens hawkeri

MEDIUM VIGOR | UPRIGHT
NO PINCH | LABOR SAVER

- For medium-to-large pots and baskets
- Wide range of colors and novelties
- Outstanding habit and presentation
- Big, bright blooms light up the shade

Height: 8 to 10 in. (20 to 25 cm)

Spread: 10 to 12 in. (25 to 30 cm)

Ideal Pot Sizes: Gallons, Larger than Gallons

Uses: Pots, Baskets, Landscapes



White
(green foliage)
V3 S2 B



Light Pink+Eye
(dark green foliage)
V2 S2 B



ColorPower
Orange



Salmon Pink
(green foliage)
V3 Ⓐ 2 Ⓑ A



Peach Frost
(green foliage)
V2 Ⓐ 1 Ⓑ B



Coral Flame
(dark green foliage)
V3 Ⓐ 2 Ⓑ B



Orange Flame
(dark green foliage)
V3 Ⓐ 3 Ⓑ B



Orange
(green foliage)
V3 Ⓐ 2 Ⓑ B



Rose
(green foliage)
V3 Ⓐ 2 Ⓑ B



Dark Pink Flame
(dark green foliage)
V3 Ⓐ 2 Ⓑ B



Cerise Frost
(green foliage)
V2 Ⓐ 2 Ⓑ B



White Red Flame
(dark green foliage)
V3 Ⓐ 2 Ⓑ B



Red Flame
(green foliage)
V3 Ⓐ 3 Ⓑ B



Red
(green foliage)
V3 Ⓐ 3 Ⓑ B



Dark Red
(dark green foliage)
V2 Ⓐ 2 Ⓑ B



Orchid
(green foliage)
V2 Ⓐ 2 Ⓑ B



Lavender Flame
(dark green foliage)
V3 Ⓐ 3 Ⓑ B



Violet
(green foliage)
V3 Ⓐ 2 Ⓑ B



Purple Blue
(green foliage)
V2 Ⓐ 2 Ⓑ B

Bounce™

Interspecific Impatiens

Impatiens hawkeri

MEDIUM VIGOR | MOUNDED | SUN LOVER
NO PINCH | LABOR SAVER

- Best for shade and heat
- Loads of color in the garden
- Great branching; fast flowering
- Downy mildew resistant

Height: 14 to 20 in. (36 to 51 cm)

Spread: 14 to 20 in. (36 to 51 cm)

Ideal Pot Sizes: Gallons, Larger than Gallons

Uses: Pots, Baskets, Landscapes



Bounce
Bright Coral and Violet



White

Ⓥ3 Ⓢ2 ⓈA



Bright Coral

Ⓥ3 Ⓢ2 ⓈA




Cherry

Ⓥ3 Ⓢ2 ⓈA



Pink Flame

Ⓥ3 Ⓢ2 ⓈA



Violet

Ⓥ3 Ⓢ2 ⓈA

Goldilocks

Lysimachia

Lysimachia nummularia

MEDIUM VIGOR | TRAILING

- Low-care plant
- Lime green leaves turn iridescent in sun
- Great mixed container component
- Temperate perennial

Height: 2 to 4 in. (5 to 10 cm)

Spread: 12 in. (30 cm)

USDA Hardiness Zone: 3a to 10b

Ideal Pot Sizes: Packs, Quarts, Gallons, Larger than Gallons

Uses: Pots, Baskets, Combos



Goldilocks
V3 A



Lysimachia of all kinds
work wonders in
combinations!

Muehlenbeckia

Muehlenbeckia complexa

COMPACT VIGOR | SEMI-TRAILING

- Spiller foliage plant
- Glossy, dark green, rounded leaves
- Great accent plant or groundcover
- Low maintenance; drought tolerant

Height: 4 to 6 in. (10 to 15 cm)

Spread: 18 to 24 in. (46 to 61 cm)

USDA Hardiness Zone: 8a to 10b

Ideal Pot Sizes: Packs, Quarts, Gallons

Uses: Pots, Baskets, Combos, Landscapes



Muehlenbeckia
V3 B

NEW Magadi™ Compact
Blue Bay 25 Lobelia



Lobelia

We are your number one source for lobelia, with the comprehensive Magadi™ family. From compact, densely branched varieties that are ideal for quart pots, to trailing varieties that make stunning hanging baskets — Selecta One has your lobelia program covered.

COMPACT Vigor

page 62



NEW Magadi™ Compact
Blue Bay 25
page 62

MEDIUM Vigor

page 63



Magadi™
Electric Purple
page 63

LARGE Vigor

page 62



Magadi™ Basket
White
page 62

Magadi™ Basket Lobelia

Lobelia cultivars

LARGE VIGOR | SEMI-TRAILING

- Large, floriferous plants
- Lovely blooms

Height: 6 to 10 in. (15 to 25 cm)

Spread: 12 to 14 in. (30 to 36 cm)

Ideal Pot Sizes: Gallons, Larger than Gallons

Uses: Pots, Baskets, Combos



White

Ⓟ 2 Ⓢ 2 Ⓢ B



Dark Purple

Ⓟ 3 Ⓢ 1 Ⓢ B



Dark Blue

Ⓟ 3 Ⓢ 2 Ⓢ B

Magadi™ Compact Lobelia

Lobelia cultivars

COMPACT VIGOR | UPRIGHT | HIGH DENSITY

- Early-flowering series features brilliant colors
- Densely branched

Height: 6 to 10 in. (15 to 25 cm)

Spread: 8 to 12 in. (20 to 30 cm)

Ideal Pot Sizes: Packs, Quarts, Gallons, Larger than Gallons

Uses: Pots



Blue Bay 25

Ⓟ 2 Ⓢ 1 Ⓢ B



White

Ⓟ 3 Ⓢ 2 Ⓢ B



Purple

Ⓟ 2 Ⓢ 2 Ⓢ B



Blue

Ⓟ 2 Ⓢ 1 Ⓢ B



Dark Blue

Ⓟ 2 Ⓢ 2 Ⓢ A

Magadi™ Lobelia

Lobelia cultivars

UPRIGHT | SUN LOVER

- Superior collection of Lobelia
- Bred for outstanding heat tolerance
- Versatile in pots or the landscape

Height: 14 to 16 in. (36 to 41 cm)

Spread: 8 to 12 in. (20 to 30 cm)

Ideal Pot Sizes: Gallons, Larger than Gallons

Uses: Pots, Baskets, Combos, Landscapes



Magadi is a top choice for combinations because of its stellar heat tolerance. It won't die back when Summer kicks in.



MEDIUM VIGOR

Electric Purple

Ⓢ 3 Ⓢ 2 Ⓢ A



MEDIUM VIGOR

Electric Blue

Ⓢ 3 Ⓢ 2 Ⓢ A



LARGE VIGOR

Dark Blue

Ⓢ 4 Ⓢ 1 Ⓢ A



NEW Trixi **Chemical Attraction 25**
Featuring **Magadi** Electric Purple

Whimsy™ Nemesia

Nemesia fruticans

COMPACT VIGOR | UPRIGHT
HIGH DENSITY | EARLY SEASON

- Excellent young plant supply
- Huge blooms
- Uniform series
- Fragrant

Height: 10 to 12 in. (25 to 30 cm)

Spread: 8 to 10 in. (20 to 25 cm)

Ideal Pot Sizes: Packs, Quarts, Gallons

Uses: Pots, Baskets

NEW



Appleblossom

Ⓟ 2 Ⓢ 2 Ⓢ C

NEW



Blue

Ⓟ 3 Ⓢ 3 Ⓢ B



White

Ⓟ 2 Ⓢ 2 Ⓢ C



Yellow

Ⓟ 3 Ⓢ 2 Ⓢ C



Orange Sunset

Ⓟ 3 Ⓢ 2 Ⓢ C




Deep Rose

Ⓟ 2 Ⓢ 2 Ⓢ C



Whimsy
Yellow



Red

Ⓟ 3 Ⓢ 2 Ⓢ C

FlowerPower™ Compact Osteospermum

Osteospermum ecklonis

**COMPACT VIGOR | MOUNDED
HIGH DENSITY | EARLY SEASON**

- Early-to-flower, uniform series
- Brilliant colors on large flowers
- Best for cool, low-energy production

Available as callused cuttings

Height: 8 to 12 in. (20 to 30 cm)

Spread: 12 to 18 in. (30 to 46 cm)

Ideal Pot Sizes: Quarts, Gallons

Uses: Pots, Landscapes

NEW



White 25

Ⓥ 2 Ⓢ 2 Ⓢ B



Yellow

Ⓥ 2 Ⓢ 3 Ⓢ B



Pink+Eye

Ⓥ 2 Ⓢ 2 Ⓢ B



Purple

Ⓥ 2 Ⓢ 2 Ⓢ B



Purple Red

Ⓥ 3 Ⓢ 3 Ⓢ B

FlowerPower™ Spider Osteospermum

Osteospermum ecklonis

MEDIUM VIGOR | UPRIGHT | EARLY SEASON

- Unique, attractive flower shape

Available as callused cuttings

Height: 10 to 14 in. (25 to 36 cm)

Spread: 14 to 20 in. (36 to 51 cm)

Ideal Pot Sizes: Gallons, Larger than Gallons

Uses: Pots, Landscapes



White

Ⓥ 3 Ⓢ 2 Ⓢ B



Pink

Ⓥ 3 Ⓢ 2 Ⓢ B



Purple

Ⓥ 3 Ⓢ 2 Ⓢ B

Daisy Falls™ Osteospermum

Osteospermum ecklonis

MEDIUM VIGOR | TRAILING | EARLY SEASON

- Early-Spring baskets and combos
- Performs longer into the season
- Tolerates inclement weather

Height: 8 to 12 in. (20 to 30 cm)

Spread: 20 to 24 in. (51 to 61 cm)

Ideal Pot Sizes: Gallons, Larger than Gallons

Uses: Pots, Baskets, Combos



White Amethyst

Ⓟ 2 Ⓢ 2 Ⓢ A



Pink

Ⓟ 3 Ⓢ 1 Ⓢ A



Purple

Ⓟ 3 Ⓢ 2 Ⓢ A



Daisy Falls is a unique trailing Osteospermum that mixes well with other early-Spring products. Try it with Lobelia or Nemesisia.



Trixi **Daisy Falls** Combo
Featuring **Daisy Falls** Pink, Purple and White Amethyst

4D™ Osteospermum

Osteospermum hybrid

MEDIUM VIGOR | UPRIGHT | EARLY SEASON

- Stays open 24/7
- Excellent branching; masses of blooms
- Superior series uniformity

Height: 8 to 12 in. (20 to 30 cm)

Spread: 12 to 16 in. (30 to 41 cm)

Ideal Pot Sizes: Gallons, Larger than Gallons

Uses: Pots, Landscapes

NEW



Blue Ice

Ⓟ 2 Ⓢ 2 Ⓢ B



White

Ⓟ 2 Ⓢ 2 Ⓢ B



Berry White

Ⓟ 4 Ⓢ 2 Ⓢ B



Violet Ice

Ⓟ 2 Ⓢ 2 Ⓢ B



Harvest Moon

Ⓟ 2 Ⓢ 3 Ⓢ B

**TOP
SELLER**



Sunburst

Ⓟ 3 Ⓢ 2 Ⓢ B



Yellow

Ⓟ 3 Ⓢ 2 Ⓢ B



Purple

Ⓟ 3 Ⓢ 3 Ⓢ B



NEW 4D
Blue Ice

Zion™ Purple Sun Osteospermum



Zion™ Osteospermum

Osteospermum ecklonis

MEDIUM VIGOR | UPRIGHT | EARLY SEASON

- Collection inspired by the colors of Zion National Park
- Distinctive, novel colors on large flowers
- Excellent branching on a full habit

Available as callused cuttings

Height: 16 to 20 in. (41 to 51 cm)

Spread: 16 to 24 in. (41 to 61 cm)

Ideal Pot Sizes: Gallons, Larger than Gallons

Uses: Pots, Landscapes



Apricot Sun
V2 L2 B



Violet Feather
V3 L2 B



Pure Yellow
V2 L2 B



Morning Sun
V3 L2 A



Purple Sun
V2 L3 A



Orange Burst
V2 L2 C



Rose Surprise
V3 L2 B



Copper Amethyst
V4 L2 C



Pink Orbit
V3 L2 A



Pink Sun
V1 L3 B



Red
V2 L3 B



Blue Denim
V2 L3 B

EnViva™
Pink
Petchoa



Discover EnViva™ Petchoa:

1. Start with the flower power and weather tolerance of Calibrachoa...
2. Add the garden performance of Petunia...
3. And saturate with vibrant colors!



EnViva™

EnViva™ Petchoa

Calibrachoa x Petunia specialities

MEDIUM VIGOR | MOUNDED | SUN LOVER

- The best attributes of both petunias and calibrachos!
- Large, colorful flowers can be used in landscapes and containers
- Excellent cold/hot/rain weather performance
- More controlled habit compared to market standards
- Try our rock star, EnViva Pink!

Height: 10 to 16 in. (25 to 41 cm)

Spread: 20 to 30 in. (51 to 76 cm)

Ideal Pot Sizes: Quarts, Gallons, Larger than Gallons

Uses: Pots, Baskets, Combos, Landscapes



Your imagination has no limit when mixing with **EnViva** Petchoa! Perfect in both multi-genera and mono-genera combinations.



Trixi **Red & White Forever**
Featuring **EnViva** Red and White



White

Ⓟ 2 Ⓢ 2 Ⓢ A




Pink

Ⓟ 4 Ⓢ 2 Ⓢ A



Red

Ⓟ 3 Ⓢ 2 Ⓢ A



Blue

Ⓟ 3 Ⓢ 2 Ⓢ A

Petunia

No-pinch, labor-saver **Starlet™** is fast to flower and early to finish, with a compact vigor.

Semi-trailing **Headliner™** features large blooms with dramatic colors and medium vigor.

The durable blooms of **Main Stage™** prove why it is Selecta One's most vigorous trailing petunia series.

COMPACT
Vigor

pages 74-75



Starlet™
Midnight Sky
page 75

MEDIUM
Vigor

pages 76-79



Headliner™
Strawberry Sky
page 76



Starring a Sky in Every Size!

MEDIUM
Vigor

pages 76-79

LARGE
Vigor

pages 80



SweetSunshine™
Magenta Sky
page 79



Main Stage™
Glacier Sky
page 80

Starlet™ Petunia

Petunia cultivars

COMPACT VIGOR | MOUNDED | HIGH DENSITY
NO PINCH | LABOR SAVER

- Grower friendly and controlled
- Well-matched timing, vigor and habit
- Early to flower and fast to finish
- Exciting color range, including a Sky type

Height: 8 to 10 in. (20 to 25 cm)

Spread: 12 to 20 in. (30 to 51 cm)

Ideal Pot Sizes: Quarts

Uses: Pots, Baskets, Combos



NEW Trixi **Raspberry Sorbet 25** Combo
Featuring **Starlet** Magenta Star



White
V2 L3 B



Yellow
V2 L2 B



Salmon Red Vein
V2 L3 B



Pink Lemonade
V2 L3 B



Light Pink
V2 L3 B



Dark Pink
V2 L2 B

TOP
SELLER



Magenta Star
V2 L3 A



Red
V1 L3 B

TOP
SELLER



Blueberry Vein
V3 L2 A



Burgundy
V2 L3 B



Pinot Red
V2 L3 A

TOP
SELLER



Midnight Sky
V2 L1 B



Blue
V2 L3 B



Velvet
V2 L3 B



Starlet Petunia is the original choice for creating early-Spring combinations. The series has compact vigor and a mounded habit. Select other components with similar features for best success.

Headliner™ Petunia

Petunia cultivars

MEDIUM VIGOR | SEMI-TRAILING

- Early flowering for a fast finish
- Dramatic color range on large blooms
- Wide assortment of Sky petunias

Height: 10 to 16 in. (25 to 41 cm)

Spread: 20 to 30 in. (51 to 76 cm)

Ideal Pot Sizes: Gallons, Larger than Gallons

Uses: Pots, Baskets, Combos

NEW



White 25

Ⓟ 2 Ⓢ 2 Ⓢ B



Yellow

Ⓟ 3 Ⓢ 2 Ⓢ B



Dark Saturn

Ⓟ 3 Ⓢ 3 Ⓢ A



Banana Cherry

Ⓟ 4 Ⓢ 3 Ⓢ B



Light Pink Sky

Ⓟ 3 Ⓢ 2 Ⓢ B



Pink Sky

Ⓟ 3 Ⓢ 2 Ⓢ B



Raspberry Swirl

Ⓟ 2 Ⓢ 3 Ⓢ B



Pink Vein


Ⓟ 3 Ⓢ 3 Ⓢ B

**TOP
SELLER**



Lipstick

Ⓟ 3 Ⓢ 3 Ⓢ A



Enchanted Sky

Ⓟ 3 Ⓢ 3 Ⓢ B

**TOP
SELLER**



Strawberry Sky

Ⓟ 3 Ⓢ 2 Ⓢ B



Red

Ⓟ 3 Ⓢ 3 Ⓢ B



Electric Purple

Ⓟ 3 Ⓢ 2 Ⓢ B



Lavender Picotee

Ⓟ 3 Ⓢ 2 Ⓢ B



Sky Blue
 Ⓟ 3 Ⓟ 3 Ⓟ B



Blackberry Vein
 Ⓟ 3 Ⓟ 2 Ⓟ A



Crystal Sky
 Ⓟ 4 Ⓟ 3 Ⓟ B



Dark Violet Picotee
 Ⓟ 3 Ⓟ 3 Ⓟ A

TOP
 SELLER



Night Sky®
 Ⓟ 4 Ⓟ 3 Ⓟ B



Violet Sky
 Ⓟ 3 Ⓟ 2 Ⓟ B



Electric Purple Sky
 Ⓟ 3 Ⓟ 2 Ⓟ B



Blue
 Ⓟ 3 Ⓟ 2 Ⓟ B



Starry Sky Burgundy
 Ⓟ 3 Ⓟ 2 Ⓟ B



Scan to watch
 an Enchanted
 Sky Petunia video!



Headliner Petunia is a top choice for making combinations in Spring. The series has medium vigor with controlled habits that play well with others.



NEW Trix Hotter Than You Pink 25
 Featuring **Headliner**
 Lipstick, Pink Vein and **NEW** White 25

SweetSunshine™ Magenta Sky Petunia



SweetSunshine™ Petunia

Petunia cultivars

MEDIUM VIGOR | SEMI-TRAILING

- Magenta Sky, the FIRST double Sky!
- Durable, fully double blooms
- Well-branched plants
- Excellent for hanging baskets
- Unique colors and popular flower form

Height: 10 to 16 in. (25 to 41 cm)

Spread: 20 to 30 in. (51 to 76 cm)

Ideal Pot Sizes: Gallons, Larger than Gallons

Uses: Pots, Baskets, Combos



SweetSunshine
Pink+Red Vein

NEW



White
V 2 S 2 B

TOP
SELLER



Pink+Red Vein
V 2 S 2 B

TOP
SELLER



Magenta Sky
V 3 S 2 B

TOP
SELLER



Blueberry Vein
V 2 S 2 A



Magenta
V 3 S 3 A



Provence
V 2 S 3 B

Main Stage™ Petunia

Petunia cultivars

LARGE VIGOR | TRAILING

- Our most vigorous, trailing petunia line
- Excellent Summer performance
- Unique color range, including a Sky type

Height: 12 to 16 in. (30 to 41 cm)

Spread: 24 to 36 in. (61 to 91 cm)

Ideal Pot Sizes: Gallons, Larger than Gallons

Uses: Pots, Baskets, Landscapes




White

Ⓟ 3 Ⓢ 2 Ⓢ A



Pink

Ⓟ 4 Ⓢ 3 Ⓢ A



Pink Vein

Ⓟ 4 Ⓢ 2 Ⓢ A




Hot Pink

Ⓟ 4 Ⓢ 3 Ⓢ A



Red

Ⓟ 3 Ⓢ 3 Ⓢ A



Purple

Ⓟ 4 Ⓢ 3 Ⓢ A



Blueberry

Ⓟ 4 Ⓢ 2 Ⓢ A



Violet Picotee

Ⓟ 4 Ⓢ 3 Ⓢ A



Violet

Ⓟ 4 Ⓢ 2 Ⓢ A

TOP
SELLER



Glacier Sky

Ⓟ 4 Ⓢ 3 Ⓢ A

Senetti® Pericallis

Senecio x hybrida

MEDIUM VIGOR | UPRIGHT

- Low-maintenance, early-Spring series
- Weather tolerant; thrives in cool temperatures
- Vivid blooms on rounded, compact foliage

Height: 12 to 24 in. (30 to 61 cm)

Spread: 12 to 18 in. (30 to 46 cm)

USDA Hardiness Zone: 9a to 11

Ideal Pot Sizes: Quarts, Gallons, Larger than Gallons

Uses: Pots

NEW



Red Halo

Ⓥ3 Ⓢ2 ⓈC



White Red Heart

Ⓥ3 Ⓢ3 ⓈC



Pink Bicolor

Ⓥ3 Ⓢ1 ⓈC



Magenta Bicolor

Ⓥ3 Ⓢ1 ⓈC



Magenta

Ⓥ3 Ⓢ2 ⓈC



Blue Bicolor

Ⓥ3 Ⓢ1 ⓈC



Cobalt Blue

Ⓥ3 Ⓢ1 ⓈC



Deep Blue

Ⓥ3 Ⓢ2 ⓈC

Senetti

SENETTI is bred by Suntory Flowers Limited Corporation.

SENETTI is U.S. registered trademark of Suntory Flowers Limited Corporation.

Gisele® Phlox

Phlox cultivars

COMPACT VIGOR | MOUNDED
HIGH DENSITY | SUN LOVER

- Reliable rooting; dependable shipping
- Heat tolerant
- Powdery mildew resistance

Height: 10 to 12 in. (25 to 30 cm)

Spread: 14 to 18 in. (36 to 46 cm)

Ideal Pot Sizes: Packs, Quarts, Gallons,
Larger than Gallons

Uses: Pots, Baskets, Combos, Landscapes



White
Ⓟ 2 Ⓢ 2 Ⓢ A



Light Pink+Eye
Ⓟ 3 Ⓢ 2 Ⓢ A



Pink
Ⓟ 3 Ⓢ 2 Ⓢ A



Hot Pink
Ⓟ 3 Ⓢ 2 Ⓢ A



Red
Ⓟ 3 Ⓢ 2 Ⓢ A



Gisele
Red and White



Purple
Ⓟ 4 Ⓢ 2 Ⓢ A

PortoGrande™ Portulaca

Portulaca oleracea

MEDIUM VIGOR | TRAILING | SUN LOVER

- Vibrant, large blooms
- Thrives in hot and arid conditions
- Functions as a flowering succulent
- Excellent trailing component in mixes

Height: 4 to 8 in. (10 to 20 cm)

Spread: 14 to 16 in. (36 to 41 cm)

Ideal Pot Sizes: Gallons, Larger than Gallons

Uses: Pots, Baskets, Combos, Landscapes

NEW



Lemon Creamsicle

Ⓟ2 Ⓢ1 ⓈA

NEW



Citrus Crush

Ⓟ2 Ⓢ1 ⓈA



White

Ⓟ3 Ⓢ2 ⓈA



Yellow

Ⓟ3 Ⓢ2 ⓈA



Raspberry Lemonade

Ⓟ3 Ⓢ2 ⓈA



Orange

Ⓟ3 Ⓢ2 ⓈA



Magenta

Ⓟ3 Ⓢ2 ⓈA



Scarlet

Ⓟ3 Ⓢ2 ⓈA



Mixed Container
Featuring **PortoGrande™** Magenta, Scarlet and Yellow

Skyscraper™ Salvia

Salvia cultivars

LARGE VIGOR | UPRIGHT

- Tender perennial
- Season extender
- Large blooms on sturdy stems
- Lasts longer/branches better than seed

Height: 14 to 28 in. (36 to 71 cm)

Spread: 10 to 16 in. (25 to 41 cm)

USDA Hardiness Zone: 7b

Ideal Pot Sizes: Gallons, Larger than Gallons

Uses: Pots, Landscapes



Pink
Ⓟ 4 Ⓢ 1 Ⓢ A



Orange
Ⓟ 4 Ⓢ 1 Ⓢ A



Skyscraper Pink



Dark Purple
Ⓟ 4 Ⓢ 1 Ⓢ A

Fairy™ Scaevola

Scaevola aemula

MEDIUM VIGOR | SEMI-TRAILING | SUN LOVER

- Well-branched plant
- Outstanding outdoor performance

Height: 6 to 10 in. (15 to 25 cm)

Spread: 18 to 24 in. (46 to 61 cm)

Ideal Pot Sizes: Gallons, Larger than Gallons

Uses: Pots, Baskets, Combos, Landscapes



White
Ⓟ 4 Ⓢ 3 Ⓢ A



Pink
Ⓟ 3 Ⓢ 3 Ⓢ A



Blue
Ⓟ 3 Ⓢ 3 Ⓢ A

Tsavo™ Sanvitalia

Sanvitalia procumbens

COMPACT VIGOR | MOUNDED | HIGH DENSITY

- Early-season variety
- Bright color is offset by dark foliage
- Tidy habit

Height: 8 to 10 in. (20 to 25 cm)

Spread: 10 to 12 in. (25 to 30 cm)

Ideal Pot Sizes: Packs, Quarts

Uses: Pots, Combos

NEW



Basket Yellow
V3 L2 S A



Compact Yellow
V2 L2 S A



NEW Tsavo
Basket Yellow



NEW Trixi® Prime Suspect Combo
Featuring **NEW Tsavo** Basket Yellow



Sanvitalia is a surprising and satisfying mixing element. It brings better heat tolerance than a Bidens, with just-as-bright yellow flowers.



Dynamix™
Surviving Summer Combo
Featuring **Tsavo** Compact Yellow

Mixed container
Featuring Gold Mound Sedum,
Gisele® Red Phlox and Sunrise™ White Geranium



Gold Mound Sedum

Sedum mexicanum

MEDIUM VIGOR | MOUNDED | HIGH DENSITY
SUN LOVER | NO PINCH | LABOR SAVER

- Chartreuse foliage plant
- Blooms from late Spring through Summer
- Low-maintenance, drought-tolerant sedum
- Adaptable to different environments

Height: 12 to 15 in. (30 to 38 cm)

Spread: 12 to 16 in. (30 to 41 cm)

USDA Hardiness Zone: 8a to 11

Ideal Pot Sizes: Quarts, Gallons

Uses: Pots, Combos, Landscapes



Gold Mound

Ⓟ 3 Ⓢ B

Little Shimmer Sedum

Sedum cultivars

COMPACT VIGOR | TRAILING | HIGH DENSITY
SUN LOVER | NO PINCH | LABOR SAVER

- Delicate and fast growing
- Small, bright green, variegated, heart-shaped leaves
- Low-maintenance, drought-tolerant groundcover
- Trailing component in hanging baskets

Height: 2 to 3 in. (5 to 8 cm)

Spread: 5 to 7 in. (13 to 18 cm)

USDA Hardiness Zone: 6

Ideal Pot Sizes: Packs, Quarts, Gallons

Uses: Pots, Baskets



Little Shimmer

Ⓟ 1 Ⓢ A

Little Shine Sedum

Sedum cultivars

COMPACT VIGOR | TRAILING | HIGH DENSITY
SUN LOVER | NO PINCH | LABOR SAVER

- Delicate and fast growing
- Small, bright green, heart-shaped leaves
- Low-maintenance, drought-tolerant groundcover
- Trailing component in hanging baskets

Height: 2 to 3 in. (5 to 8 cm)

Spread: 5 to 7 in. (13 to 18 cm)

USDA Hardiness Zone: 6

Ideal Pot Sizes: Packs, Quarts, Gallons

Uses: Pots, Baskets



Little Shine

Ⓟ 1 Ⓢ A

See additional sedum varieties in
 our Perennials section, pages 121-123

Verbena

Ranging from compact to large, Selecta One's verbena collection has everything you need — like Beats™, our compact-spreading series that does not require pinching or PGRs! This series flowers two weeks earlier than other verbena. Plus, its tolerance to heat, cycling and water stress keeps varieties looking lush and vibrant all season long — never missing a beat of color!

COMPACT

Vigor

pages 90

MEDIUM

Vigor

pages 91

LARGE

Vigor

page 92



Beats™
Blue
page 90



Lascar™
Orange Lava
page 91



Blues™
Lavender+Eye
page 92



Lascar™ Orange Lava Verbena

Beats™ Verbena

Verbena cultivars

**COMPACT VIGOR | SPREADING | HIGH DENSITY
SUN LOVER | NO PINCH | LABOR SAVER**

- Flowers 2 weeks earlier than other verbena
- Tolerant to heat, cycling and water stress
- No PGRs; no pinch


Height: 6 to 8 in. (15 to 20 cm)

Spread: 10 to 12 in. (25 to 30 cm)

Ideal Pot Sizes: Packs, Quarts, Gallons

Uses: Pots, Baskets, Combos, Landscapes

NEW



Magenta
V1 1 A



White
V1 1 A



Pink Shades
V1 1 A



Red White
V1 1 A



Red
V1 1 A



Bright Purple
V1 1 A




Beats
Blue

AAS
WINNER



Purple+White
V1 1 A



Blue+White
V1 1 A



Blue
V1 1 A



It's easy to create stunning mono-combos with the **Beats** series. Their hyper-uniform habit and timing make mixing and matching a breeze.

Lascar™ Verbena

Verbena cultivars

MEDIUM VIGOR | SEMI-TRAILING | SUN LOVER

- Uniform series is early to flower
- Excellent in combinations

Height: 12 to 14 in. (30 to 36 cm)


Spread: 12 to 16 in. (30 to 41 cm)

Ideal Pot Sizes: Gallons, Larger than Gallons

Uses: Pots, Baskets, Combos, Landscapes



White
Ⓟ 2 Ⓟ 3 Ⓟ B



Mango Orange
Ⓟ 2 Ⓟ 2 Ⓟ B



Orange Lava
Ⓟ 3 Ⓟ 2 Ⓟ A



Pink
Ⓟ 2 Ⓟ 2 Ⓟ B



Burgundy
Ⓟ 3 Ⓟ 2 Ⓟ B



Red Rose
Ⓟ 3 Ⓟ 2 Ⓟ B



Dark Red
Ⓟ 2 Ⓟ 1 Ⓟ A



Vampire
Ⓟ 3 Ⓟ 2 Ⓟ A



Blue+White
Ⓟ 2 Ⓟ 2 Ⓟ A



Purple+White
Ⓟ 2 Ⓟ 2 Ⓟ A



Dark Violet
Ⓟ 3 Ⓟ 2 Ⓟ A



Black Velvet
Ⓟ 2 Ⓟ 1 Ⓟ A

Blues™ Verbena

Verbena cultivars

**LARGE VIGOR | UPRIGHT & SEMI-TRAILING
SUN LOVER**

- Big blooms with an eye
- Perfect in mixed containers
- High resistance to powdery mildew

Height: 10 to 12 in. (25 to 30 cm)

Spread: 12 to 18 in. (30 to 46 cm)

Ideal Pot Sizes: Gallons, Larger than Gallons

Uses: Pots, Baskets, Combos, Landscape



White
V3 L3 A


TOP
SELLER



Light Pink+Eye
V3 L3 A



Rose+Eye
V3 L3 A



Magenta+Eye
V3 L2 B



Red
V3 L3 A



Lavender+Eye
V2 L2 A


TOP
SELLER



Trixi **Cherry Kiss** Combo
Featuring **Blues** Light Pink+Eye Verbena



Violet+Eye
V2 L2 A



Purple+Eye
V3 L3 A



Blues Verbena is the ultimate mixing verbena. Thanks to its semi-upright nature, blooms appear on the top of the mix, not just around the base.

DIANTHUS

Key

⑤ **Vigor**

- 1 low
- 2 low-medium
- 3 medium
- 4 medium-high
- 5 high

⌚ **Flowering Time**

- 1 very early
- 2 early
- 3 standard

☼ **Heat Tolerance**

- A excellent
- B very good
- C good



Dianthus

From lacy and petite to loud and proud, today's dianthus varieties are no wallflowers. Look for show-stopping colors that include pinks, whites, reds, lavenders and purples, and fascinating flowers that boast multiple hues, dark eyes and double blooms. Their timing ranges from Very Early to Late, covering your whole production season. Check out all the varieties and add dianthus to your crop turns today!

Series	Potted Plant	Landscape	Perennial	Annual	Flower Type	Size/Habit	Pot Sizes	Description
Capitán™		✓	7a	✓	Double	Upright	2.5 qt., (2.8 L) 8 to 14 in (20 to 35 cm) planters	<ul style="list-style-type: none"> • Large, vigorous plant. • Can be used as a cut flower. • Great in ground and in containers. • Long season flowering.
Carmen™		✓	5b	✓	Double	Medium Upright	1 to 2.5 qt. (1 to 2.8 L)	<ul style="list-style-type: none"> • True carnation. • Excellent uniformity. • Blooms continuously until frost. • Overwinters better than others.
DiaDeur™	✓		6a	✓	Double	Medium Upright	6 in. to 2.5 qt. (1 to 2.8 L)	<ul style="list-style-type: none"> • Fully double blooms. • Fragrant flowers. • Multicolored blooms. • Ideal for container and garden use.
Early Love®	✓		7a	✓	Double	Compact Upright	4 to 6 in. (10 to 15 cm)	<ul style="list-style-type: none"> • Excellent branching. • Early flowering. • Large, double bicolored blooms. • Ideal bouquets for Valentine's Day.
EverLast™		✓	5a	✓	Single and Double	Medium Upright	2.5 qt (2.8 L)	<ul style="list-style-type: none"> • Extremely floriferous. • Blooms early in Spring, late into Summer, again in Fall.
I Love U	✓		7a	✓	Double	Compact Mounded	2 to 4 in. (5 to 10 cm)	<ul style="list-style-type: none"> • Colors range from deep pink to white. • Marketing retail program available.
Oscar®	✓		6a	✓	Double	Compact Upright	4 in., 1 qt, (10 cm, 1 L) bowls, planters	<ul style="list-style-type: none"> • Excellent bloom life. • Heat and frost tolerant. • Blooms last in various conditions. • Ideal as a potted gift plant.
Palm Peach	✓		7a	✓	Single	Compact Upright	2 to 4 in. (5 to 10 cm)	<ul style="list-style-type: none"> • Compact potted plant. • Extremely long-lasting flowers. • Excellent windowsill plant.
Pashmina™		✓	5b	✓	Petite Single	Low-Growing	Packs to 2.5 qt. (2.8 L)	<ul style="list-style-type: none"> • Very well-matched series. • Perfect for core color gallon programs. • Good for large indoor pot carnations.
Pink Kisses®	✓	✓	5a	✓	Semi-Double	Compact Upright	2 to 4 in. (5 to 10 cm)	<ul style="list-style-type: none"> • Vibrant two-tone flowers. • No deadheading. • Ideal grab-and-go gifts for retail.
Purple Wedding™	✓		7a	✓	Semi-Double	Compact Upright	4 to 6 in. (10 to 15 cm)	<ul style="list-style-type: none"> • Upright carnation with bicolor blooms. • Attracts pollinators to gardens. • Frost-tolerant flowers. • Works well as an indoor potted plant.
Scully	✓		5a	✓	Single	Compact Upright	2 to 4 in. (5 to 10 cm)	<ul style="list-style-type: none"> • Vivid purple with striking dark leaves. • Handles cold and wet conditions. • Thrives in Summer gardens. • Works well as an indoor potted plant.
SuperTrouper™		✓	6a	✓	Double	Medium Upright	6 in. to 2.5 qt. (1 to 2.8 L)	<ul style="list-style-type: none"> • Fully double blooms. • Fragrant flowers. • Excellent pot carnation. • Ideal for container and garden use.
Vivacia™	✓	✓	7a	✓	Double	Upright	6 in. to 2.5 qt. (1 to 2.8 L)	<ul style="list-style-type: none"> • Excellent landscape product. • Can be used as a groundcover. • Masses of delicate flowers.



Check out our scheduling charts on page 112 or scan to utilize our interactive guide!

SelectaNorthAmerica.com/Dianthus/Schedule

Arriving First Class and On Time

Receive **ANY**
QUANTITY
of dianthus
you need,
all in **ONE**
SHIPMENT!



NEW SuperTrouper™
Yellow 25

NEW EverLast™
Ruby Edge

How-to-Grow info at your fingertips

Visit SelectaNorthAmerica.com/Dianthus
and take advantage of your online sales tools!

- Segment dianthus varieties by type, timing or pot size with just a click.
- Download your dianthus and carnation scheduling guide.
- Get POP for store displays.
- Watch helpful, on-demand webinars on your schedule.





Capitán Red White Edge Dianthus

Capitán™ Dianthus

Dianthus cultivars

LARGE VIGOR | UPRIGHT

- Growers can expect smooth sailing with Capitán Dianthus!
- A premium Dianthus series with XL vigor that can be sold for a premium price
- Novel bicolor double blooms
- Prized for its lovely fragrance
- Durability through cold-chain shipping processes in retail settings

Height: 12 to 18 in. (30 to 46 cm)

Spread: 14 to 18 in. (36 to 46 cm)

USDA Hardiness Zone: 7a to 10b

Ideal Pot Sizes: Gallons, Larger than Gallons

Uses: Pots, Combos, Landscapes



Pink+Eye
V3 S2 B



Magnifica
V4 S2 B



Red White Edge
V3 S2 B



Purple Frost
V4 S2 B



Purple+White
V3 S2 B

Can be used as a consumer cutflower!



Capitán
Magnifica

Vivacia™ Dianthus

Dianthus caryophyllus

MEDIUM VIGOR | MOUNDED

- Features large, vivid solid colors
- Very uniform series
- 20% larger than SuperTrouper series
- Ideal for large containers, combinations and garden beds

Height: 10 to 16 in. (25 to 41 cm)

Spread: 10 to 14 in. (25 to 36 cm)

USDA Hardiness Zone: 7a to 7b

Ideal Pot Sizes: Gallons

Uses: Pots, Combos, Landscapes



White
V3 L2 B



Orange
V3 L2 B



Light Pink
V3 L2 B



Pink
V3 L2 B



Bright Red
V3 L2 B



Deep Red
V3 L2 B



Purple
V3 L2 B

Pashmina™ Dianthus

Dianthus cultivars

MEDIUM VIGOR | SPREADING

- Excellent in the landscape
- Super-tough, overwintering series is hardy in Zone 5a
- Blooms Spring through Summer, and comes back year after year
- No vernalization required
- Fast-crop perennial for Spring planting

Height: 8 to 12 in. (20 to 30 cm)

Spread: 14 to 20 in. (36 to 51 cm)

USDA Hardiness Zone: 5a

Ideal Pot Sizes: Packs, Quarts, Gallons

Uses: Pots, Landscapes



Pink+White
V1 L2 B



Magenta
V1 L2 B



Berry Red
V1 L2 B

Because chocolates *melt.*

Help your customers
find the perfect gift with
Selecta One® retail solutions!



Make your Dianthus gift plants even more appealing to consumers with eye-catching EZ rack displays and POP for Valentine's Day, Easter and Mother's Day. They're perfect for garden centers and retail spaces!



Scan the QR code to see your
retail showcase or visit
selectanorthamerica.com/Dianthus-retail.



I Love U Dianthus and Pot Carnation

Dianthus cultivars

COMPACT VIGOR | MOUNDED | HIGH DENSITY

- Always displays a full range of colors
- Works both indoors and outdoors
- Pollinators love this fragrant carnation
- Colors range from deep pink to soft rose to white
- Marketing retail program available

Height: 2 to 4 in. (5 to 10 cm)

Spread: 5 to 7 in. (13 to 18 cm)

USDA Hardiness Zone: 7a

Ideal Pot Sizes: Quarts

Uses: Pots, Combos, Landscapes

TOP
SELLER



I Love U
V1 S1 B



Tags



Scan to
download
point-of-
purchase
materials.

TOP
SELLER

Pink Kisses
 Ⓢ 2 Ⓢ 2 Ⓢ B

Pink Kisses® Dianthus

Dianthus cultivars

COMPACT VIGOR | UPRIGHT

- Perfect grab-and-go gift item
- Lots of two-tone flowers; no deadheading
- Early-season, easy-to-grow pot carnation
- Frost-hardy, late-season tender perennial

Height: 12 to 16 in. (30 to 41 cm)

Spread: 10 to 14 in. (25 to 36 cm)

USDA Hardiness Zone: 5a

Ideal Pot Sizes: Packs, Quarts

Uses: Pots, Combos

Sleeve



Tags



Early Love[®] Dianthus

Dianthus cultivars

COMPACT VIGOR | UPRIGHT

- Early flowering, unique bicolor
- Large, double blooms on short stems
- Great match to Pink Kisses[®]
- Excellent branching
- Ideal bouquets for Valentine's Day

Height: 10 to 14 in. (25 to 36 cm)

Spread: 8 to 12 in. (20 to 30 cm)

USDA Hardiness Zone: 7a

Ideal Pot Sizes: Quarts, Gallons

Uses: Pots, Combos



Early Love
 ☐ 2 ☐ 1 ☐ B



Tags



Scan to
download
point-of-
purchase
materials.

Carmen™ Dianthus

Dianthus caryophyllus

MEDIUM VIGOR | UPRIGHT

- Zone 5-hardy, true perennial
- Overwinters better than other carnations
- Excellent uniformity
- Double blooms
- True carnation
- Blooms continuously until frost

Height: 10 to 14 in. (25 to 36 cm)

Spread: 10 to 12 in. (25 to 30 cm)

USDA Hardiness Zone: 5b

Ideal Pot Sizes: Quarts, Gallons

Uses: Pots, Combos, Landscapes

NEW



Pink
Ⓟ 3 Ⓢ 2 Ⓢ B




Carmen
Burgundy



Burgundy
Ⓟ 3 Ⓢ 2 Ⓢ B



Red
Ⓟ 3 Ⓢ 2 Ⓢ B



Purple
Ⓟ 3 Ⓢ 2 Ⓢ B

NEW EverLast™ Peach Dianthus



EverLast™ Dianthus

Dianthus cultivars

MEDIUM VIGOR | UPRIGHT & MOUNDED

- Most extensive color range
- Blooms in early Spring
- Tough as nails in any weather

Height: 8 to 12 in. (20 to 30 cm)

Spread: 10 to 14 in. (25 to 36 cm)

USDA Hardiness Zone: 5a

Ideal Pot Sizes: Quarts, Gallons

Uses: Pots, Baskets, Combos, Landscapes

NEW



Ruby Edge
V 3 L 3 B B

NEW



Red
V 1 L 2 B B

NEW



White
V 2 L 2 B B

NEW



Lavender Shimmer
V 2 L 2 B B

NEW



Peach
V 3 L 1 B B



Pink to White
V 2 L 2 B B

**TOP
SELLER**



Neon Pink
V 2 L 1 B B



Orchid
V 3 L 2 B B



Violet Blue
V 3 L 3 B B



Cherry Swirl
V 2 L 1 B B



Red+Pink
V 3 L 2 B B



Velvet
V 1 L 2 B B

SuperTrouper™ Lavender+Eye Dianthus



SuperTrouper™ Dianthus

Dianthus caryophyllus

UPRIGHT & MOUNDED

- Double flowers
- Excellent color range
- Wonderful fragrance
- Strong performer in pots and gardens

Height: 10 to 14 in. (25 to 36 cm)

Spread: 10 to 12 in. (25 to 30 cm)

USDA Hardiness Zone: 6a

Ideal Pot Sizes: Quarts, Gallons, Larger than Gallons

Uses: Pots, Combos, Landscapes

NEW



Yellow 25
V3 L2 B



White
V3 L2 B



Orange
V3 L3 B



Silver Pink
V4 L2 B



Red+White
V3 L2 B



Red+Pink
V3 L2 B



NEW SuperTrouper
Yellow 25

TOP
SELLER



Scarlet
V3 L3 B



Lavender+Eye
V3 L2 B



Purple
V3 L2 B



Oscar® Salmon Dianthus

Oscar® Dianthus

Dianthus caryophyllus

COMPACT VIGOR | MOUNDED

- Hyper-uniform pot carnation series
- Best-branched habit on the market
- Long-lasting double blooms

Height: 8 to 10 in. (20 to 25 cm)

Spread: 6 to 10 in. (15 to 25 cm)

USDA Hardiness Zone: 6a

Ideal Pot Sizes: Quarts, Gallons

Uses: Pots, Combos, Landscapes

NEW



Peach Edge
V2 L2 B



White
V1 L2 B



Light Rose
V2 L2 B



Salmon
V2 L2 B



Pink
V2 L2 B



Neon Pink
V2 L2 B



Pink+Purple
V2 L2 B




Cherry
V2 L2 B

TOP
SELLER



Cherry+Velvet
V2 L2 B



Dark Red
V2 L2 B



Purple Star
V2 L2 B



Violet+Pink
V2 L2 B

DiaDeur™ Dianthus

Dianthus caryophyllus

MEDIUM VIGOR | UPRIGHT & MOUNDED

- Well-branched habit
- Low-energy growing; weather tolerant
- Fully double, multicolored blooms
- Fragrant flowers
- Ideal for containers – both indoor and outdoor – and garden use

Height: 10 to 14 in. (25 to 36 cm)

Spread: 10 to 12 in. (25 to 30 cm)

USDA Hardiness Zone: 6a

Ideal Pot Sizes: Quarts, Gallons, Larger than Gallons

Uses: Pots, Combos, Landscapes

NEW



Pink Shades
☑ 3 ☹ 2 Ⓢ B



Pink+Red
☑ 3 ☹ 2 Ⓢ B



Magenta+Red
☑ 3 ☹ 3 Ⓢ B



Velvet+White
☑ 3 ☹ 2 Ⓢ B



DiaDeur
Magenta+Red



Magenta+White Edge
☑ 3 ☹ 2 Ⓢ B

Palm Peach Dianthus

Dianthus cultivars

MEDIUM VIGOR | UPRIGHT

- Extremely long-lasting flowers
- Windowsill item or compact potted plant
- Ideal for distribution center shipping
- Cold tolerant; not sensitive to ethylene

Height: 10 to 14 in. (25 to 36 cm)

Spread: 8 to 12 in. (20 to 30 cm)

USDA Hardiness Zone: 7a

Ideal Pot Sizes: Quarts, Gallons

Uses: Pots, Combos



Palm Peach

Ⓟ 2 Ⓟ 2 Ⓟ B

Purple Wedding™ Dianthus

Dianthus cultivars

MEDIUM VIGOR | UPRIGHT

- Tricolored purple blooms include a dark eye
- Early, upright, dark-leaved carnation
- Frost tolerant and lasts for months
- Attracts pollinators to gardens
- Works well as an indoor potted plant

Height: 12 to 14 in. (30 to 36 cm)

Spread: 10 to 12 in. (25 to 30 cm)

USDA Hardiness Zone: 7a

Ideal Pot Sizes: Quarts, Gallons

Uses: Pots, Combos



Purple Wedding

Ⓟ 2 Ⓟ 2 Ⓟ B

Scully Dianthus

Dianthus cultivars

COMPACT VIGOR | UPRIGHT

- Vivid purple blooms contrast striking dark foliage
- Early and mid-Spring sales
- Versatile for indoor or outdoor use
- Grow cool for low-energy production
- Handles cold and wet conditions
- Thrives in Summer gardens
- Works well as an indoor potted plant

Height: 10 to 14 in. (25 to 36 cm)

Spread: 8 to 12 in. (20 to 30 cm)

USDA Hardiness Zone: 6a

Ideal Pot Sizes: Quarts

Uses: Pots, Combos



Scully

Ⓟ 2 Ⓟ 2 Ⓟ B

Dianthus and Carnations

SCHEDULING GUIDE

VERY EARLY Early Love, I Love U												
	Propagation 66°-70° F 19°-21° C		Bulking 60°-70° F 15°-19° C		Slow Grow 55°-60° F 13°-15° C		Holding 38°-45° F 3°-7° C		Forcing 62°-70° F 17°-20° C		Retail	
GROWING CONDITIONS	JUNE	JULY	AUG	SEPT	OCT	NOV	DEC	JAN	FEB	MAR	APRIL	MAY
Cool Greenhouse												
Cold Perennial												
Cool Annual												

EARLY DiaDeur, Oscar, Pashmina, Scully, SuperTrouper												
	Propagation 66°-70° F 19°-21° C		Bulking 60°-70° F 15°-19° C		Slow Grow 55°-60° F 13°-15° C		Holding 38°-45° F 3°-7° C		Forcing 62°-70° F 17°-20° C		Retail	
GROWING CONDITIONS	JUNE	JULY	AUG	SEPT	OCT	NOV	DEC	JAN	FEB	MAR	APRIL	MAY
Cool Greenhouse												
Cold Perennial												
Cool Annual												


MID Capitán, Carmen, EverLast, Purple Wedding, Vivacia												
	Propagation 66°-70° F 19°-21° C		Bulking 60°-70° F 15°-19° C		Slow Grow 55°-60° F 13°-15° C		Holding 38°-45° F 3°-7° C		Forcing 62°-70° F 17°-20° C		Retail	
GROWING CONDITIONS	JUNE	JULY	AUG	SEPT	OCT	NOV	DEC	JAN	FEB	MAR	APRIL	MAY
Cool Greenhouse												
Cold Perennial												
Cool Annual												

LATE Palm Peach, Pink Kisses												
	Propagation 66°-70° F 19°-21° C		Bulking 60°-70° F 15°-19° C		Slow Grow 55°-60° F 13°-15° C		Holding 38°-45° F 3°-7° C		Forcing 62°-70° F 17°-20° C		Retail	
GROWING CONDITIONS	JUNE	JULY	AUG	SEPT	OCT	NOV	DEC	JAN	FEB	MAR	APRIL	MAY
Cool Greenhouse												
Cold Perennial												
Cool Annual												



Can't decide on the right dianthus and carnation for your growing conditions? Scan the QR code to open our interactive selection tool!

SelectaNorthAmerica.com/Dianthus/Schedule



Mandala™

KALANCHOE



POTTED PLANTS

These varieties add a pop of color to indoor living spaces.

Looking for indoor Dianthus?

Flip back to page 94 to see a list of the vibrant and fragrant Dianthus varieties we recommend as potted gift plants for indoor growing.

Key

- Ⓥ **Vigor**
- 1 low
 - 2 low-medium
 - 3 medium
 - 4 medium-high
 - 5 high

- 🕒 **Flowering Time**
- 1 very early
 - 2 early
 - 3 standard

- 🌡️ **Heat Tolerance**
- A excellent
 - B very good
 - C good



Mandala™

KALANCHOE

Mandala
NEW Bright Orange 25, Yellow and Light Pink
Kalanchoe



See how
bright Mandala
Kalanchoe's
blooms are in
this quick video.

Mandala™ Kalanchoe

Kalanchoe blossfeldiana

MEDIUM VIGOR | UPRIGHT | HIGH DENSITY

- The most uniform kalanchoe series
- Consistent vigor, shape and response time
- Programmable, easy production

Height: 7 to 9 in. (18 to 23 cm)

Spread: 6 to 8 in. (15 to 20 cm)

Ideal Pot Sizes: Quarts, 6 inch, 8 inch and larger

Uses: Indoor Potted Programs, Combos, Landscapes

NEW



Bright Orange 25

③ 2, Response Time: 7.5 weeks

NEW



Deep Pink

③ 3, Response Time: 8 weeks

NEW



Double Apricot+Eye

③ 3, Response Time: 8 weeks

NEW



Neon Pink

③ 3, Response Time: 8 weeks



Dark Red

③ 3, Response Time: 8 weeks



White

③ 3, Response Time: 8 weeks



Double White

④ 4, Response Time: 9 weeks

**TOP
SELLER**



Light Pink

③ 3, Response Time: 7.5 weeks



Pink


③ 3, Response Time: 7.5 weeks

**TOP
SELLER**



Yellow

④ 4, Response Time: 7.5 weeks



Orange

③ 3, Response Time: 8 weeks



Red

④ 4, Response Time: 8 weeks



Rose

③ 3, Response Time: 8 weeks

**TOP
SELLER**



Purple

③ 3, Response Time: 8 weeks

Calynopsis™ Calceolaria

Calceolaria hybrida

MEDIUM VIGOR | UPRIGHT | NO PINCH | EARLY SEASON

- Unique, colorful premium potted plant
- Early-season sales
- Liner supply limited to specific producers and ship weeks

Height: 10 to 12 in. (25 to 30 cm)

Spread: 10 to 12 in. (25 to 30 cm)

Ideal Pot Sizes: Quarts, Gallons

Uses: Pots, Landscapes



Yellow
V2 1 C



Red
V3 1 C



Orange
V1 3 C



Red+Yellow Eye
V1 2 C



PERENNIALS

Everyone enjoys seeing their favorite perennials peek out of the ground each year.

Looking for perennial Dianthus?

Flip back to page 94 to see a list of the many beautiful Dianthus varieties that can be grown as perennials.

Key

⑤ Vigor

- 1 low
- 2 low-medium
- 3 medium
- 4 medium-high
- 5 high

⌚ Flowering Time

- 1 very early
- 2 early
- 3 standard

☼ Heat Tolerance

- A excellent
- B very good
- C good

Burgundy Glow Ajuga

Ajuga reptans

COMPACT VIGOR | SPREADING | HIGH DENSITY | SUN LOVER

- Striking variegated leaves in shades of white, purple, rose and green
- Adds contrast with dark foliage in mixed containers
- Leaves change to deep bronze in the Fall
- Provides a spreading groundcover in a dark, chocolate-brown color

Height: 3 to 6 in. (8 to 15 cm)

Spread: 18 to 36 in. (46 to 91 cm)

USDA Hardiness Zone: 3a to 9b

Ideal Pot Sizes: Packs, Quarts

Uses: Pots, Combos, Landscapes



Burgundy Glow
V2 S3 B

Chocolate Chunk Ajuga

Ajuga x tenorii

COMPACT VIGOR | SPREADING | HIGH DENSITY | SUN LOVER

- Features miniature rounded leaves
- Attracts hummingbirds
- Excellent for small spaces, at garden's edge or in rock gardens
- Disease resistant

Height: 4 in. (10 cm)

Spread: 6 to 9 in. (15 to 23 cm)

USDA Hardiness Zone: 3a to 9b

Ideal Pot Sizes: Packs, Quarts

Uses: Pots, Combos, Landscapes



Chocolate Chunk
V2 S3 B

Belleza® Gaura

Gaura lindheimeri

MEDIUM VIGOR | UPRIGHT | SUN LOVER

- Excellent branching
- Performs in high humidity/extreme heat
- Great companion plant
- Native pollinator

Height: 12 to 18 in. (30 to 46 cm)

Spread: 16 to 20 in. (41 to 51 cm)

USDA Hardiness Zone: 6a to 9b

Ideal Pot Sizes: Gallons

Uses: Pots, Landscapes

NEW




Early White
V3 S2 A



White
V3 S2 A



Compact Light Pink
V2 S1 B



Dark Pink
V3 S2 A



NEW Early White makes an excellent thriller in combinations! It is early to flower and features a more compact vigor, so it won't compete with the other components.

Sweet Dreams™ Blue Lavandula

Lavandula angustifolia

MEDIUM VIGOR | UPRIGHT | SUN LOVER

- Low-to-no vernalization requirements
- Strong, well-branched plants
- Deep blue flowers; superior fragrance
- Excellent Summer performance

Height: 12 to 18 in. (30 to 46 cm)

Spread: 6 to 10 in. (15 to 25 cm)

USDA Hardiness Zone: 5a

Ideal Pot Sizes: Quarts, Gallons

Uses: Pots, Combos, Landscapes



Sweet Dreams Blue
Ⓟ 3 Ⓢ 2 Ⓢ A

LaVela™ Lavender

Lavandula stoechas

MEDIUM VIGOR | UPRIGHT

- Tender perennial
- Flowers for early-season sales
- Large and showy blooms
- Well-branched Spanish Lavender

Height: 13 to 15 in. (33 to 38 cm)

Spread: 10 to 12 in. (25 to 30 cm)

USDA Hardiness Zone: 7a

Ideal Pot Sizes: Quarts, Gallons, Larger than Gallons

Uses: Pots, Combos



Compact White
Ⓟ 3 Ⓢ 1 Ⓢ B



Compact Dark Pink
Ⓟ 2 Ⓢ 1 Ⓢ B



Dark Violet
Ⓟ 3 Ⓢ 2 Ⓢ B



Compact Dark Violet
Ⓟ 2 Ⓢ 2 Ⓢ B

NEW Brite Gold Sedum



NEW Blue Surge Sedum

Sedum sediforme

MOUNDED

- Heat tolerant
- Drought tolerant
- Low maintenance
- Attracts pollinators

Height: 5 to 6 in. (13 to 15 cm)

Spread: 10 to 12 in. (25 to 30 cm)

USDA Hardiness Zone: 5a

Ideal Pot Sizes: Quarts, Gallons

Uses: Pots, Landscapes



Blue Surge
V2 S3 A

NEW Brite Gold Sedum

Sedum floriferum

MOUNDED | SUN LOVER | NO PINCH | LABOR SAVER

- Drought tolerant
- Heat tolerant
- Attractive to pollinators

Height: 5 to 6 in. (13 to 15 cm)

Spread: 12 to 14 in. (30 to 36 cm)

USDA Hardiness Zone: 3a

Ideal Pot Sizes: Gallons

Uses: Pots



Brite Gold
V3 S2 A

NEW Brite White Sedum

Sedum sieboldii

MEDIUM VIGOR | MOUNDED | SUN LOVER NO PINCH | LABOR SAVER

- Heat tolerant
- Drought tolerant
- Low maintenance
- Attractive to pollinators

Height: 5 to 6 in. (13 to 15 cm)

Spread: 12 to 14 in. (30 to 36 cm)

USDA Hardiness Zone: 3b

Ideal Pot Sizes: Gallons

Uses: Pots, Landscapes



Brite White
V3 S2 A

NEW FloriLuna Sedum

Sedum spurium

UPRIGHT | SUN LOVER | NO PINCH | LABOR SAVER

- Heat tolerant
- Drought tolerant
- Attracts bees and butterflies

Height: 5 to 6 in. (13 to 15 cm) **Spread:** 10 to 12 in. (25 to 30 cm)

USDA Hardiness Zone: 3b **Ideal Pot Sizes:** Quarts, Gallons

Uses: Pots, Landscapes

NEW



FloriLuna
Ⓟ 2 Ⓟ 2 Ⓢ A

NEW FloriSol Sedum

Sedum kamtschaticum

UPRIGHT | SUN LOVER | NO PINCH | LABOR SAVER

- Heat and drought tolerant
- Attracts bees and butterflies

Height: 5 to 6 in. (13 to 15 cm) **Spread:** 10 to 12 in. (25 to 30 cm)

USDA Hardiness Zone: 3a **Ideal Pot Sizes:** Quarts, Gallons

Uses: Pots, Landscapes

NEW



FloriSol
Ⓟ 2 Ⓟ 2 Ⓢ A

NEW Green Citrine Sedum

Sedum sexangulare

MOUNDED | HIGH DENSITY | SUN LOVER | NO PINCH | LABOR SAVER

- Heat tolerant
- Drought tolerant
- Low maintenance
- Attracts pollinators

Height: 2 to 3 in. (5 to 8 cm) **Spread:** 7 to 10 in. (18 to 25 cm)

USDA Hardiness Zone: 3b **Ideal Pot Sizes:** Packs, Quarts

Uses: Pots

NEW



Green Citrine
Ⓟ 1 Ⓟ 3 Ⓢ A

NEW Little Glow Sedum

Sedum acre

MOUNDED | HIGH DENSITY


- Attracts pollinators
- Heat and drought tolerant

Height: 2 to 3 in. (5 to 8 cm) **Spread:** 5 to 8 in. (13 to 20 cm)

USDA Hardiness Zone: 3b **Ideal Pot Sizes:** Packs, Quarts

Uses: Pots, Landscapes

NEW



Little Glow
Ⓟ 1 Ⓟ 3 Ⓢ A

NEW Ocean Reef Sedum

Sedum album

TRAILING | SUN LOVER | NO PINCH | LABOR SAVER

- Attracts pollinators
- Heat and drought tolerant

Height: 3 to 4 in. (8 to 10 cm)

Spread: 5 to 8 in. (13 to 20 cm)

USDA Hardiness Zone: 3 to 4

Ideal Pot Sizes: Packs, Quarts, Gallons

Uses: Pots



Ocean Reef
V2 3 A

Coral Reef Sedum

Sedum tetractinum

COMPACT VIGOR | SPREADING | HIGH DENSITY
SUN LOVER | NO PINCH | LABOR SAVER

- Low maintenance and adaptable
- Drought tolerant with low-watering requirements
- Ideal in containers, as a groundcover or in rock gardens
- Provides year-round production

Height: 2 to 3 in. (5 to 8 cm)

Spread: 6 to 10 in. (15 to 25 cm)

USDA Hardiness Zone: 4b

Ideal Pot Sizes: Quarts, Gallons

Uses: Pots, Combos, Landscapes



Coral Reef
V2 A

DynamiX



NEW DynamiX™ Fancying Flori
Featuring **NEW** FloriLuna and
NEW FloriSol Sedum



NEW DynamiX™ Going Green
Featuring **NEW** Little Glow,
Little Shimmer and
Coral Reef Sedum



NEW DynamiX™ Seeing Citrine
Featuring **NEW** FloriSol,
NEW Green Citrine and
Coral Reef Sedum

Herbs

Key

⑤ **Vigor**


- 1 low
- 2 low-medium
- 3 medium
- 4 medium-high
- 5 high

🕒 **Flowering Time**

- 1 very early
- 2 early
- 3 standard

🌡️ **Heat Tolerance**

- A excellent
- B very good
- C good




Herbs

Home garden-to-kitchen table cooking is increasing in popularity. Take advantage of this trend with Selecta One's quality vegetative herb collection!

Selecta One's sweet and savory herbs liven up home gardeners' window boxes, patio pots, garden borders and kitchen countertops. Spice up your growing routine by ordering beautiful and flavorful herbs today!

NEW



Orange Mint

Mentha x piperita f. citrata

NEW



Spicy Basil

Ocimum basilicum var.
minimum

NEW



Spanish Spreading
Rosemary

Rosmarinus officinalis



'Compactus' Thyme

Thymus vulgaris



'Compactum' Oregano

Origanum vulgare



'Silver Queen' Thyme

Thymus x citriodorus



'Tuscan Blue' Rosemary

Rosmarinus officinalis



'Berggarten' Sage

Salvia officinalis




Lemon Verbena

Lippia citriodora



Golden Sage

Salvia officinalis 'Aurea'



Moroccan Mint

Mentha spicata



Chocolate Mint

Mentha x piperita



Greek Columnar Basil
Ocimum basilicum



Lemon Balm
Melissa officinalis



Italian Oregano
Origanum vulgare



Maggiorana
Origanum vulgare



'Faustinoi' Thyme
Thymus vulgaris



'Perigord' Rosemary
Rosmarinus officinalis



'Tricolor' Sage
Salvia officinalis



'Hot & Spicy' Oregano
Origanum vulgare



'Grower's Friend' Sage
Salvia officinalis



Common Rosemary
Rosmarinus officinalis



Peppermint
Mentha x piperita



Bicolor Basil
Ocimum basilicum



Purple Sage
Salvia officinalis 'Purpurascens'



Spanish Thyme
Thymus x citriodorus



Italian Red Basil
Ocimum basilicum

Rooting Guide









See page 132 for Finishing Guide

	Crop	Series/Variety	Recommended Cell Size (in millimeters)	Rooting Hormone (IBA + NAA mix)	Average Days with Mist	Early PGR Treatment Recommended (after 7 - 10 days) ¹	Average Propagation Weeks	Pinch in Propagation	Comments
	Ajuga <i>Ajuga reptans</i>	Burgundy Glow	25/35 mm	recommended	10 to 18	no	6 to 7	no	
	Ajuga <i>Ajuga x tenorii</i>	Chocolate Chunk	25/35 mm	optional	10 to 18	no	6 to 7	optional	
	Bacopa <i>Sutera grandiflora</i>	Big Falls™	25 mm	no	7 to 9	yes	3 to 4	recommended	Stick 2 cuttings per cell; avoid overwatering of young plants; apply preventive fungicide treatment after sticking.
	Bidens <i>Bidens ferulifolia</i>	Namid™	25 mm	no	7 to 9	yes	3 to 4	optional	Avoid stretch.
	Bracteantha <i>Bracteantha bracteata</i>	Mohave™	25/35 mm	recommended	9 to 12	no	4 to 5	no	Reduce mist as soon as possible; apply preventive fungicide treatment after sticking.
	Calceolaria <i>Calceolaria hybrida</i>	Calynopsis™	35/45 mm	recommended	9 to 12	no	5 to 6	no	Cool and humid conditions provide best environment for rooting. Avoid standing water on leaves, over-misting, heavily saturated media and overly warm conditions.
	Calibrachoa <i>Calibrachoa hybrida</i>	MiniFamous® Evo, MiniFamous® Uno	20 mm	no	9 to 12	optional	4 to 5	optional	
	Calibrachoa <i>Calibrachoa cultivars</i>	MiniFamous® Neo	25 mm	optional	9 to 12	yes	4 to 5	optional	Don't stick too deep; avoid overwatering of young plants and water stress.
	Cuphea hyssopifolia <i>Cuphea hyssopifolia</i>	Pink, Purple, White	20 mm	optional	14	no	5	optional	
	Dahlia <i>Dahlia hybrida</i>	City Lights™	25 mm	yes	9 to 12	yes, B-Nine 1,500 PPM (S)	5	yes	
	Dahlia <i>Dahlia pinnata</i>	Dahlietta®	25 mm	yes	9 to 12	no	3 to 4	optional	Hormone will improve rooting. Night-break lighting (10 p.m.-2 a.m.) will reduce likelihood of tuber formation.
	Dahlia <i>Dahlia hybrida</i>	Dalaya®	25 mm	yes	9 to 12	Apply B-Nine 1,500 PPM (S)	5	yes	Rooting hormone will even out rooting. Night interruption or extended day will help prevent tuber formation in short day seasons.
	Dahlia <i>Dahlia pinnata</i>	Venti™	25 mm	yes	9 to 12	Apply B-Nine 1,500 PPM (S)	5	yes	Begin feed regimen as soon as roots are present to keep plant herbaceous. When propagating in short day season, give long days during liner growing.
	Dianthus <i>Dianthus caryophyllus</i>	Capitán™	25/35 mm	recommended	14 to 21	optional	5 to 6	optional	Keep very moist for the first 7 days, then reduce mist to avoid saturated media.
	Dianthus <i>Dianthus caryophyllus</i>	Carmen™	25/35 mm	recommended	14 to 21	no	5 to 6	recommended	Keep very moist for the first 7 days, then reduce mist to avoid saturated media.















(PGR) = Plant Growth Regulators
(S) = Spray
(D) = Drench

All recommendations are made to the best of our knowledge. We cannot accept any responsibility for the correctness of this information in unique situations. Please pay attention to product labels and test chemicals or new treatments first before applying large scale.

¹PGR applications during rooting: Sprays only. Cover the plants and avoid run-off as much as possible. For vigorous products, first application should be done about 7-10 days after sticking, second when needed. Please test before use.

	Crop	Series/Variety	Recommended Cell Size (in millimeters)	Rooting Hormone (IBA + NAA mix)	Average Days with Mist	Early PGR Treatment Recommended (after 7 - 10 days) ¹	Average Propagation Weeks	Pinch in Propagation	Comments
	Dianthus <i>Dianthus caryophyllus</i>	DiaDeur™	25/35 mm	recommended	14 to 21	no	5 to 6	recommended	Reduce mist after 4 to 5 days to promote root formation. Avoid excessive moisture in propagation media.
	Dianthus <i>Dianthus cultivars</i>	Early Love®	25/35 mm	recommended	14 to 21	no	5 to 6	recommended	Keep very moist for the first 7 days, then reduce mist to avoid saturated media.
	Dianthus <i>Dianthus cultivars</i>	EverLast™	25/35 mm	recommended	14 to 21	no	5 to 6	recommended	Keep hydrated. Sensitive root system; avoid overwatering of young plants.
	Dianthus <i>Dianthus cultivars</i>	I Love U	25/35 mm	recommended	14 to 21	no	5 to 6	optional	Keep very moist for the first several days in propagation, then begin to lower the mist. Should be well rooted in 14 to 16 days.
	Dianthus <i>Dianthus caryophyllus</i>	Oscar®, SuperTrouper™	25/35 mm	recommended	14 to 21	no	5 to 6	recommended	Keep hydrated. Sensitive root system; avoid overwatering of young plants.
	Dianthus <i>Dianthus cultivars</i>	Palm Peach	25/35 mm	recommended	14 to 21	no	5 to 6	recommended	Keep moist for the first week in propagation, then back down on mist rapidly to avoid rot.
	Dianthus <i>Dianthus cultivars</i>	Pashmina™, Pink Kisses®, Scully	25/35 mm	recommended	14 to 21	no	5 to 6	recommended	Keep hydrated. Sensitive root system; avoid overwatering young plants.
	Dianthus <i>Dianthus cultivars</i>	Purple Wedding™	25/35 mm	recommended	14 to 21	no	5 to 6	recommended	Keep cuttings hydrated. Sensitive root system; avoid overwatering of young plants.
	Dianthus <i>Dianthus caryophyllus</i>	Vivacia™	25/35 mm	recommended	14 to 21	optional	5 to 6	optional	Keep mist high for the first week to rehydrate the cuttings. Reduce mist after 1 week to promote root development.
	Diascia <i>Diascia cultivars</i>	Piccadilly™	25 mm	no	7 to 9	yes	3 to 4	recommended	Stick 2 cuttings per cell.
	Erysimum <i>Erysimum cultivars</i>	Brightside™	25/35 mm	yes	10 to 14	1/2 Bonzi Spray, 2000 B-Nine Spray will delay flowering	5 to 6	optional	
	Euphorbia <i>Euphorbia hypericifolia</i>	Loreen™	25/35 mm	optional	7 to 10	Apply B-Nine/Cycocel tank mix (S) 7 to 10 days after stick	3 to 4	recommended	Ethylene sensitive, so stick as soon as possible. Flower buds are common in propagation. Reduce mist as soon as possible.
	Gaura <i>Gaura lindheimeri</i>	Belleza®	25 mm	optional	7 to 9	yes	4	optional	Avoid stretch.
	Geranium (Interspecific) <i>Pelargonium cultivars</i>	Marcada™	30/40 mm	yes	14	yes	5	no	In hot climates, use Cycocel (S) at 500 PPM.
	Geranium (Ivy) <i>Pelargonium peltatum</i>	Balcon, Decora, Royal™	25/35 mm single or double strip	yes	14	yes	4 to 5	no	Stick right after arrival, keep cuttings hydrated for the first 3 days, and reduce mist afterwards as soon as possible. Apply preventive fungicide treatment after sticking. Avoid stretch.
	Geranium (Ivy) <i>Pelargonium peltatum</i>	Glacier™	30/40 mm	yes	14	optional	5	optional	Use Cycocel (S) at a rate of 500 to 750 PPM if needed.
















Rooting Guide

	Crop	Series/Variety	Recommended Cell Size (In millimeters)	Rooting Hormone (IBA + NAA mix)	Average Days with Mist	Early PGR Treatment Recommended (after 7 - 10 days) ¹	Average Propagation Weeks	Pinch in Propagation	Comments
	Geranium (Zonal) <i>Pelargonium x hortorum</i>	Moonlight™, Sunrise™	25/35 mm single or double strip	optional	7 to 9	no	4	no	Stick right after arrival, keep cuttings hydrated for the first 3 days, and reduce mist afterwards as soon as possible. Apply preventive fungicide treatment after sticking.
	Geranium (Zonal) <i>Pelargonium x hortorum</i>	Super Moon™	30 mm	yes	7 to 9	yes	5	no	Cycocel 750 PPM spray.
	Glechoma <i>Glechoma hederacea</i>	Variegata	20 mm	no	6	no	4	yes	Vining plant; pinching will help with branching and avoiding cross-tangling of cells.
	Hebe <i>Veronica Species</i>	Sidekicks™	25/35 mm	yes	14 to 18	optional			
	Helichrysum <i>Helichrysum italicum</i>	Silver	25 mm	optional	15	optional	5	no	Avoid excessive mist for the first several days in propagation.
	Heliotrope <i>Heliotropium arborescens</i>	Marino™	25 mm	optional	7 to 9	no	4	no	Stick right after arrival. Don't put URC in the cooler; apply preventive fungicide treatment after sticking and reduce mist as soon as possible.
	Impatiens (Interspecific) <i>Impatiens hawkeri</i>	Bounce™	25 mm	no	6 to 9	yes	4 to 5	no	Reduce mist starting day 5; don't overwater.
	Impatiens (New Guinea) <i>Impatiens hawkeri</i>	ColorPower™	25 mm	no	7 to 9	no	3 to 4	no	Stick right after arrival. Apply preventive fungicide treatment after sticking and reduce mist as soon as possible.
	Impatiens (New Guinea) <i>Impatiens hawkeri</i>	ImPower™	30 mm	no	7 to 9	no	4	no	
	Kalanchoe <i>Kalanchoe blossfeldiana</i>	Mandala®	25/35 mm	optional	N/A	no	3 to 5	no	Stick cuttings in moist media. Only apply water when media is dry. No misting.
	Lavandula <i>Lavandula angustifolia</i>	Sweet Dreams™ Blue	20/30 mm	optional	12	no	6	yes	Reduce mist after day 5 to avoid rot and drive root development.
	Lavender <i>Lavandula stoechas</i>	LaVela™	25 mm	no	14	no	6 to 7	yes	Use well-drained media. Avoid saturated media. Reduce mist early.
	Lobelia <i>Lobelia cultivars</i>	Magadi™ Basket	20 mm	no	14	optional	4	yes	
	Lobelia <i>Lobelia cultivars</i>	Magadi™, Magadi™ Compact	25 mm	no	7 to 9	yes	4	recommended	Keep cuttings hydrated. Avoid overwatering of young plants.
	Lysimachia <i>Lysimachia nummularia</i>	Goldilocks	20 mm	no	7 to 9	no	5	optional	
















(PGR) = Plant Growth Regulators
(S) = Spray
(D) = Drench

All recommendations are made to the best of our knowledge. We cannot accept any responsibility for the correctness of this information in unique situations. Please pay attention to product labels and test chemicals or new treatments first before applying large scale.

¹PGR applications during rooting: Sprays only. Cover the plants and avoid run-off as much as possible. For vigorous products, first application should be done about 7-10 days after sticking, second when needed. Please test before use.

	Crop	Series/Variety	Recommended Cell Size (in millimeters)	Rooting Hormone (IBA + NAA mix)	Average Days with Mist	Early PGR Treatment Recommended (after 7 - 10 days) ¹	Average Propagation Weeks	Pinch in Propagation	Comments
	Muehlenbeckia <i>Muehlenbeckia complexa</i>		25/35 mm	optional	14 to 21	no	5 to 6	recommended	
	Nemesia <i>Nemesia fruticans</i>	Whimsy™	20/25 mm	No	6 to 9		3 to 4	recommended	
	Ocimum <i>Ocimum basilicum</i>	Spicy Basil	25/35 mm	optional	10 to 18	no	5 to 6	optional	
	Osteospermum <i>Osteospermum hybrid</i>	4D™	25/35 mm	recommended	12 to 16	yes	4 to 5	no	Keep cuttings hydrated.
	Osteospermum <i>Osteospermum ecklonis</i>	Daisy Falls™	30 mm	yes	12 to 16	yes	4	optional	
	Osteospermum <i>Osteospermum ecklonis</i>	FlowerPower™ Compact, FlowerPower™ Spider, Zion™	25/35 mm	recommended	12 to 16	yes	4 to 5	no	Keep cuttings hydrated.
	Pericallis <i>Senecio x hybrida</i>	Senetti®	25 mm	yes	21	optional	4	yes	Keep humidity high to ensure cuttings are kept moist. After 14 days of misting, cut misting time in half. Shade may be required to protect leaves. Use fertilizer once roots develop.
	Petchoa <i>Calibrachoa x Petunia specialities</i>	EnViva™	25/35 mm	optional	10 to 18	optional	5 to 6	optional	
	Petunia <i>Petunia cultivars</i>	Headliner™, Starlet™	25 mm	no	7 to 9	yes	4	no	Avoid stretch; apply preventive fungicide spray after sticking. For detailed culture on the Sky Petunias, visit SelectaNorthAmerica.com/SkyPetuniaCulture
	Petunia <i>Petunia cultivars</i>	Main Stage™	30 mm	no	7 to 9	yes	4	optional	For detailed culture on the Sky Petunias, visit SelectaNorthAmerica.com/SkyPetuniaCulture
	Petunia <i>Petunia cultivars</i>	SweetSunshine™	25 mm	no	7 to 9	yes	4	no	Avoid stretch; apply preventive fungicide spray after sticking. For detailed culture on Sky Petunias, visit SelectaNorthAmerica.com/SkyPetuniaCulture
	Phlox <i>Phlox cultivars</i>	Gisele®	25 mm	no	12	no	4 to 5	no	Avoid over-misting and misting after rooting.
	Portulaca <i>Portulaca oleracea</i>	PortoGrande™	25 mm	no	7 to 9	no	3 to 4	optional	Avoid overwatering of young plants.
	Salvia <i>Salvia cultivars</i>	Skyscraper™	25 mm	optional	14	yes	4	yes	Use B-Nine 2,500 PPM spray.
	Sanvitalia <i>Sanvitalia procumbens</i>	Tsavo™	25 mm	no	7 to 9	yes	4	optional	Keep cuttings hydrated; avoid overwatering of young plants.

Rooting Guide














	Crop	Series/Variety	Recommended Cell Size (in millimeters)	Rooting Hormone (IBA + NAA mix)	Average Days with Mist	Early PGR Treatment Recommended (after 7 - 10 days) ¹	Average Propagation Weeks	Pinch in Propagation	Comments
	Scaevola <i>Scaevola aemula</i>	Fairy™	25 mm	recommended	9 to 12	yes	5 to 6	optional	Keep cuttings hydrated.
	Sedum <i>Sedum floriferum</i>	Blue Surge	25/35 mm	no	12 to 18	no	5 to 6	no	
	Sedum <i>Sedum floriferum</i>	Brite Gold	25/35 mm	no	12 to 18	no	5 to 6	no	
	Sedum <i>Sedum sieboldii</i>	Brite White	25/35 mm	no	12 to 18	no	5 to 6	no	
	Sedum <i>Sedum tetractinum</i>	Coral Reef	25/35 mm	no	12 to 18	no	5 to 6	no	
	Sedum <i>Sedum spurium</i>	FloriLuna	25/35 mm	no	12 to 18	no	5 to 6	no	
	Sedum <i>Sedum kamtschaticum</i>	FloriSol	25/35 mm	no	12 to 18	no	5 to 6	no	
	Sedum <i>Sedum mexicanum</i>	Gold Mound	25/35 mm	no	12 to 18	no	5 to 6	no	
	Sedum <i>Sedum sexangulare</i>	Green Citrine	25/35 mm	no	12 to 18	no	5 to 6	no	
	Sedum <i>Sedum acre</i>	Little Glow	25/35 mm	no	12 to 18	no	5 to 6	no	
	Sedum <i>Sedum cultivars</i>	Little Shimmer, Little Shine	25/35 mm	no	12 to 18	no	5 to 6	no	
	Sedum <i>Sedum album</i>	Ocean Reef	25/35 mm	no	12 to 18	no	5 to 6	no	
	Trixi* <i>Mixed Combination</i>	Trixi recipes	N/A	N/A	N/A	N/A	N/A	TrixiLiners ship pinched	TrixiLiner is pinched, treated with PGR, and well toned for best results.
	Verbena <i>Verbena cultivars</i>	Beats™	25 mm	optional	7 to 9	no	2 to 3	optional	Avoid overwatering after root formation.
	Verbena <i>Verbena cultivars</i>	Blues™, Lascar™	25 mm	optional	7 to 9	yes	3 to 4	optional	Avoid stretch; reduce and stop misting as soon as possible.

(PGR) = Plant Growth Regulators
(S) = Spray
(D) = Drench

All recommendations are made to the best of our knowledge. We cannot accept any responsibility for the correctness of this information in unique situations. Please pay attention to product labels and test chemicals or new treatments first before applying large scale.

¹PGR applications during rooting: Sprays only. Cover the plants and avoid run-off as much as possible. For vigorous products, first application should be done about 7-10 days after sticking, second when needed. Please test before use.

Finishing Guide

			ROOTING & FINISHING			FINISHING GUIDELINES			
	Crop	Series/Variety	Media pH ²	Fertilizer Needs ³	Watering ⁴	Temperature Needs Day / Night ⁵	Pinch after Transplant (unpinched liners)	Light Levels in Foot Candles	
	Ajuga <i>Ajuga reptans</i>	Burgundy Glow	5.8-6.2	100-150 ppm N EC 1.4-1.8	moderate	50-65 F(10-18)C	optional	4,000 to 7,000	
	Ajuga <i>Ajuga x tenorii</i>	Chocolate Chunk	5.8-6.2	100-150 ppm N EC 1.4-1.8	moderate	50-65 F(10-18)C	optional	4,000 to 7,000	
	Bacopa <i>Sutera grandiflora</i>	Big Falls™	5.4-5.8	200-250 PPM N/EC 1.8-2.0	grow on the dry side	65-75°F/50-60°F 18-24°C/10-16°C	yes	4,000 to 5,000	
	Bidens <i>Bidens ferulifolia</i>	Namid™	5.8-6.2	200-250 PPM N/EC 1.8-2.0	grow on the dry side	65-75°F/50-60°F 18-24°C/10-16°C	yes	5,000 to 6,000	
	Bracteantha <i>Bracteantha bracteata</i>	Mohave™	5.8-6.2	200-250 PPM N/EC 1.8-2.0	keep constantly moist	65-75°F/50-60°F 18-24°C/10-16°C	for larger pots only	5,000 to 6,000	
	Calceolaria <i>Calceolaria hybrida</i>	Calynopsis™	5.8	200-250 PPM N	grow on the dry side	55-76°F/40-52°F 13-24°C/4-11°C	no	4,000 to 6,000	
	Calibrachoa <i>Calibrachoa hybrida</i>	MiniFamous® Evo	5.5-6.2	200-250 PPM N/EC 2.0-2.4	keep evenly moist	65-80°F/55-65°F 18-27°C/13-18°C	Optional	4,000 to 7,000	
	Calibrachoa <i>Calibrachoa cultivars</i>	MiniFamous® Neo	5.4-5.8	200-250 PPM N/EC 2.0-2.4	keep evenly moist	70-75°F/55-60°F 21-24°C/13-16°C	recommended	5,000 to 6,000	
	Calibrachoa <i>Calibrachoa hybrida</i>	MiniFamous® Uno	5.5-6.2	200-250 PPM N/EC 2.0-2.4	keep evenly moist	65-80°F/55-65°F 18-27°C/13-18°C	optional	4,000 to 7,000	
	Cuphea hyssopifolia <i>Cuphea hyssopifolia</i>	Pink, Purple, White	5.5-6.4	modest 150-200 PPM N constant feed	moderate	68-90°F/60-80°F 20-32°C/16-27°C	optional	5,000 to 7,000	
	Dahlia <i>Dahlia hybrida</i>	City Lights™	5.8-6.2	200-250 PPM N/EC 1.8-2.0	high	65-77°F/55-65°F 18-25°C/13-18°C	yes	4,000 to 7,000	
	Dahlia <i>Dahlia pinnata</i>	Dahlietta®	5.8-6.2	200-250 PPM N/EC 1.8-2.2	keep evenly moist	65-76°F/59-64°F 18-24°C/15-18°C	recommended	4,000 to 6,000	
	Dahlia <i>Dahlia hybrida</i>	Dalaya®	5.8-6.2	200-250 PPM N/EC 1.8-2.2	Maintain even moisture and consistent fertility for best uniformity.	65-68°F/55-65°F 18-26°C/13-18°C	yes	5,000 to 7,000	

² **Media pH:** Best results are achieved if media with the correct pH is used, starting with propagation.















³ **Fertilizer needs:** Start with low concentrations after roots show and increase with plant development to the recommended levels.

⁴ **Watering:** In general, avoid drying out or overwatering the substrate as this will affect plant quality and finishing time. Root system will suffer when conditions change from one extreme to the other. "Growing on the dry side" means letting the substrate become dry (substrate color turns light brown and substrate starts to separate from the pot edge) before watering. "Keep constantly moist" means watering the plants just before substrate becomes dry. Water management in rooting and finishing is half the success and the best way to prevent root-bound diseases, improve performance and control plant quality.

				CROP TIME FROM ROOTED CUTTING/PLANTS PER POT (PPD)		
	Plant Growth Regulators (PGR) (S) = spray / (D) = drench	Pests and Fungal Diseases	Comments	4- to 5-inch (10- to 13-cm) Pots, Quarts	6-inch (15-cm) Pots, Gallons	10- to 12-inch (25- to 30-cm) Tubs or Baskets
		Aphids, Sclerotinium		7 to 10 weeks 1 ppp	10 to 14 weeks (varies seasonally) 3 ppp	
		Aphids, Sclerotinium		7 to 10 weeks 1 ppp	10 to 14 weeks (varies seasonally) 3 ppp	
	B-Nine 750-1,500 PPM (S), Sumagic 5-10 PPM (S)/ Sumagic 0.25 PPM (D)	Thrips, Aphids, Botrytis, Pythium	Cool temperatures and high light levels will improve plant quality. Pinch as needed for improved plant habit. Watch for Fe deficiency.	5 to 7 weeks, 1 ppp	7 to 9 weeks, 2 ppp	8 to 10 weeks, 4 to 5 ppp
	B-Nine 2,500 PPM (S), Sumagic 3-5 PPM (S)/ Sumagic 0.25 PPM (D)	Thrips, Aphids, Spider Mites, Botrytis, Pythium	Pinch as needed for improved plant habit. Let media dry out between watering.	5 to 7 weeks, 1 ppp	6 to 8 weeks, 1 to 2 ppp	6 to 9 weeks, 4 to 5 ppp
	Sumagic 5-10 PPM (S), Bonzi 10-20 PPM (S)	Aphids, White Fly, Pythium	Cool temperatures and high light levels will improve plant quality.	6 to 7 weeks, 1 ppp	7 to 8 weeks, 2 ppp	8 to 10 weeks, 4 ppp (Mohave™ Basket Yellow)
	none	Spider Mites	Provide cool temperatures and short days during bulking period. Provide long days (night interrupt) and cool to moderate temperatures for flower induction.	8 to 10 weeks, 1 ppp	10 to 12 weeks, 1 ppp	13 to 15 weeks, 3 ppp
	B-Nine 1,500 PPM (S), Bonzi 1 PPM (D)	Thielaviopsis, Powdery Mildew, Aphids, Mites		5 to 7 weeks, 1 ppp	7 to 9 weeks, 1 ppp	10 to 14 weeks, 3 to 4 ppp
	B-Nine 2,500-3,500 PPM (S), Sumagic 10-20 PPM (S)/Sumagic 0.25 PPM (D), Bonzi 1-2 PPM (D)	Powdery Mildew, Pythium, Thielaviopsis, TMV, Aphids, Fungus Gnats, Thrips	Start Calibrachoa warm. After side shoots have developed, cool temperatures and high light levels will improve plant quality. Watch for Fe deficiency.	7 to 8 weeks, 1 ppp	7 to 11 weeks, 1 to 2 ppp	9 to 12 weeks, 4 to 5 ppp
	B-Nine 1,500 PPM (S), Bonzi 1 PPM (D)	Thielaviopsis, Powdery Mildew, Aphids, Mites		5 to 7 weeks, 1 ppp	7 to 9 weeks, 1 ppp	10 to 14 weeks, 3 to 4 ppp
	none	Aphids, Mites, Thrips, Botrytis		5 to 6 weeks, 1 ppp	6 to 8 weeks, 1 to 3 ppp	10 to 12 weeks, 3 to 5 ppp
	B-Nine 2,500 PPM (S), B-Nine 1,000 PPM (S)/ Cycocel 500 PPM (S) tank mix, Bonzi 2 to 4 PPM (D)	Pythium, Botrytis, Aphids, Thrips, Spider Mites, Mites, Root Rot, Powdery Mildew		5 to 7 weeks, 1 ppp	7 to 9 weeks, 1 ppp	10 to 14 weeks, 3 to 4 ppp
	B-Nine 2,500-4,000 PPM (S), Cycocel 1,000-1,500 PPM tank mix (S)	Phytophthora, Powdery Mildew, Botrytis, Pythium, Aphids, Leafminer, Spider Mites, Thrips	Night-break lighting will reduce likelihood of tuber formation.	6 to 8 weeks, 1 ppp	7 to 9 weeks, 1 to 2 ppp	
	B-Nine 1,500-2,500 PPM (S), B-Nine 1,500 PPM (S)/Cycocel 750 PPM (S) tank mix, Bonzi 2-4 PPM (D)	Thrips, Leafminers, Aphids, Botrytis	Night-break or extended day lighting during early Spring (natural short days) will help prevent tuber formation.	6 to 8 weeks, 1 ppp	7 to 9 weeks, 1 ppp	10 to 12 weeks, 3 to 4 ppp

***Temperature needs day/night:** During rooting, keep soil temperature measured in the liner at 70°F/21°C until cuttings are well-rooted. After planting the liner, keep temperature up until roots have developed nicely. Afterward, follow recommendations. The use of "Cool Morning" treatments will improve plant quality, flower and foliage color, and plant habit, and harden the plants. Lower the temperature by 8 to 12°F/-13 to -11°C 2 hours before sunrise until 2-3 hours after sunrise. Start treatments after plants are rooted in, well-branched and cover the media (reach the pot edges). To avoid delayed flowering, keep the average day temperature under a close watch and if necessary, increase night temperatures. Finishing of the crop depends on the average day temperature, and positive or negative DIF methods as well as "Cool Morning" can be used to improve plant quality.

Finishing Guide

			ROOTING & FINISHING			FINISHING GUIDELINES			
	Crop	Series/Variety	Media pH ²	Fertilizer Needs ³	Watering ⁴	Temperature Needs Day / Night ⁵	Pinch after Transplant (unpinched liners)	Light Levels in Foot Candles	
	Dahlia <i>Dahlia pinnata</i>	Venti™	5.8-6.2	200-250 PPM N/EC 1.8-2.2	keep constantly moist	70-75°F/55-60°F 21-24°C/13-16°C	optional	4,000 to 7,000	
	Dianthus <i>Dianthus caryophyllus</i>	Capitán™	5.8-6.2	100-150 ppm N/EC 1.4-1.8	moderate	60-68°F/50-60°F 15-20°C/10-16°C	yes	4,000 to 7,000	
	Dianthus <i>Dianthus caryophyllus</i>	Carmen™	6.2-6.5	100-150 PPM N/EC 1.4-1.8	grow on the dry side	65-70°F/50-55°F 18-21°C/10-13°C	yes	5,000 to 6,000	
	Dianthus <i>Dianthus caryophyllus</i>	DiaDeur™	5.8-6.5	100-150 PPM N/EC 1.4-1.8	grow on the dry side	65-70°F/50-55°F 18-21°C/10-13°C	yes	5,000 to 6,000	
	Dianthus <i>Dianthus cultivars</i>	Early Love®	6.2-6.5	100-150 PPM N/EC 1.4-1.8	grow on the dry side	65-70°F/50-55°F 18-21°C/10-13°C	yes	5,000 to 6,000	
	Dianthus <i>Dianthus cultivars</i>	EverLast™	6.2-6.5	100-150 PPM N/EC 1.4-1.8	grow on the dry side	65-70°F/50-55°F 18-21°C/10-13°C	yes	5,000 to 6,000	
	Dianthus <i>Dianthus cultivars</i>	I Love U	5.8-6.5	100-150 PPM N/EC 1.4-1.8	avoid hard dry down	55-68°F/45-55°F 13-20°C/7-13°C	optional	5,000 to 6,000	
	Dianthus <i>Dianthus caryophyllus</i>	Oscar®	6.2-6.5	100-150 PPM N/EC 1.4-1.8	grow on the dry side	65-70°F/50-55°F 18-21°C/10-13°C	yes	5,000 to 6,000	
	Dianthus <i>Dianthus cultivars</i>	Palm Peach	6.2-6.5	100-150 PPM N/EC 1.4-1.8	grow on the dry side	65-70°F/50-55°F 18-21°C/10-13°C	yes	5,000 to 6,000	
	Dianthus <i>Dianthus cultivars</i>	Pashmina™	6.2-6.5	100-150 PPM N/EC 1.4-1.8	grow on the dry side	60-70°F/50-55°F 18-21°C/10-16°C	yes	5,000 to 6,000	
	Dianthus <i>Dianthus cultivars</i>	Pink Kisses®	6.2-6.5	100-150 PPM N/EC 1.4-1.8	grow on the dry side	65-70°F/50-55°F 18-21°C/10-13°C	optional based on liner	5,000 to 6,000	
	Dianthus <i>Dianthus cultivars</i>	Purple Wedding™	6.2-6.5	100-150 PPM N/EC 1.4-1.8	grow on the dry side	65-70°F/50-55°F 18-21°C/10-13°C	yes	5,000 to 6,000	
	Dianthus <i>Dianthus cultivars</i>	Scully	6.2-6.5	100-150 PPM N/EC 1.4-1.8	grow on the dry side	55-68°F/45-55°F 13-20°C/7-13°C	yes	5,000 to 6,000	
	Dianthus <i>Dianthus caryophyllus</i>	SuperTrouper™	5.8-6.5	100-150 PPM N/EC 1.4-1.8	grow on the dry side	65-70°F/50-55°F 18-21°C/10-13°C	yes	5,000 to 6,000	

² **Media pH:** Best results are achieved if media with the correct pH is used, starting with propagation.









³ **Fertilizer needs:** Start with low concentrations after roots show and increase with plant development to the recommended levels.

⁴ **Watering:** In general, avoid drying out or overwatering the substrate as this will affect plant quality and finishing time. Root system will suffer when conditions change from one extreme to the other. "Growing on the dry side" means letting the substrate become dry (substrate color turns light brown and substrate starts to separate from the pot edge) before watering. "Keep constantly moist" means watering the plants just before substrate becomes dry. Water management in rooting and finishing is half the success and the best way to prevent root-bound diseases, improve performance and control plant quality.

				CROP TIME FROM ROOTED CUTTING/PLANTS PER POT (PPD)		
	Plant Growth Regulators (PGR) (S) = spray / (D) = drench	Pests and Fungal Diseases	Comments	4- to 5-inch (10- to 13-cm) Pots, Quarts	6-inch (15-cm) Pots, Gallons	10- to 12-inch (25- to 30-cm) Tubs or Baskets
	B-Nine 1,500 PPM/Cycocel 500 PPM (S), Paclobutrazol 1-2 PPM (D), Sumagic 0.5-1 PPM (D)	Phytophthora, Powdery Mildew, Botrytis, Pythium, Aphids, Leafminer, Spider Mites, Thrips	Manage humidity and avoid irrigation over blooms to prevent botrytis and powdery mildew.	5 to 7 weeks, 1 ppp	7 to 9 weeks, 1 ppp	10 to 14 weeks, 3 to 4 ppp
	Bonzi spray at 1-3 ppm Cycocel spray at 750 ppm	Mites, Fusarium	Remove early flower buds to promote branching. Cool temperatures and high light levels are ideal.	12 to 14 weeks (varies seasonally), 1 ppp	14 to 16 weeks (varies seasonally), 1 to 2 ppp	18 to 20 weeks (varies seasonally), 3 to 5 ppp
	B-Nine 2,500 PPM (S), Bonzi 2 PPM (S)	Spider Mites, Fusarium	Remove early flower buds to promote branching. Cool temperatures and high light levels are ideal.	12 to 14 weeks (varies seasonally), 1 ppp	14 to 16 weeks (varies seasonally), 1 to 2 ppp	18 to 20 weeks (varies seasonally), 3 to 5 ppp
	B-Nine 2,500 PPM (S), Cycocel 500-750 PPM (S), Bonzi 2-5 PPM are all effective PGRs if needed.	Spider Mites, Fusarium	Pinch when bud is visible and side shoots start to develop. Cool temperatures and high light levels will improve plant quality.	14 to 20 weeks (varies seasonally), 1 ppp	16 to 22 weeks (varies seasonally), 2 ppp	16 to 22 weeks (varies seasonally), 4 to 5 ppp
	Bonzi 1-2 PPM (S)	Spider Mites, Fusarium	Remove early flower buds to promote branching. Cool temperatures and high light levels are ideal.	10 to 12 weeks (varies seasonally), 1 ppp	12 to 14 weeks (varies seasonally), 1 to 2 ppp	12 to 14 weeks (varies seasonally), 3 to 5 ppp
	B-Nine 2,500 PPM (S), Bonzi 2-5 PPM (S); PGRs are optional.	Spider Mites, Rust, Fusarium	Pinch when bud is visible and side shoots start to develop. Cool temperatures and high light levels will improve plant quality.	14 to 20 weeks (varies seasonally), 1 ppp	16 to 22 weeks (varies seasonally), 2 ppp	16 to 22 weeks (varies seasonally), 4 to 5 ppp
	Very little should be needed. Bonzi 1-2 PPM (S) if necessary.	Spider Mites, Fusarium		12 to 14 weeks (varies seasonally), 1 ppp	14 to 16 weeks (varies seasonally), 3 ppp	14 to 16 weeks (varies seasonally), 3 to 5 ppp
	B-Nine 2,500 PPM (S), Bonzi 2-5 PPM (S); PGRs are optional.	Spider Mites, Rust, Fusarium	Pinch when bud is visible and side shoots start to develop. Cool temperatures and high light levels will improve plant quality.	14 to 20 weeks (varies seasonally), 1 ppp	16 to 22 weeks (varies seasonally), 2 ppp	16 to 22 weeks (varies seasonally), 4 to 5 ppp
	Bonzi 1-2 PPM (S) only if needed	Spider Mites, Fusarium		12 to 14 weeks (varies seasonally), 1 ppp	14 to 16 weeks (varies seasonally), 1 to 2 ppp	14 to 16 weeks (varies seasonally), 3 to 5 ppp
	B-Nine 2,500 PPM (S); PGRs are optional.	Spider Mites, Rust, Fusarium	Pinch when bud is visible and side shoots start to develop. Cool temperatures and high light levels will improve plant quality.	14 to 20 weeks (varies seasonally), 1 ppp	16 to 22 weeks (varies seasonally), 2 ppp	16 to 22 weeks (varies seasonally), 4 to 5 ppp
	B-Nine 2,500 PPM (S), Bonzi 2-5 PPM (S); PGRs are optional.	Spider Mites, Rust, Fusarium	Leave early flowers on plant. Blooms last a long time.	14 to 20 weeks (varies seasonally), 1 ppp	16 to 22 weeks (varies seasonally), 2 ppp	
	Bonzi 2-4 PPM (S) if needed	Spider Mites, Fusarium	Pinch when bud is visible and side shoots start to develop. Cool temperatures and high light levels will improve plant quality.	12 to 14 weeks (varies seasonally), 1 ppp	14 to 16 weeks (varies seasonally), 1 to 2 ppp	14 to 16 weeks (varies seasonally), 3 to 5 ppp
	Bonzi 1-2 PPM (S)	Aphids, Fusarium	Leave early flowers on plant. Blooms last a long time.	12 to 20 weeks (varies seasonally), 1 ppp	14 to 20 weeks (varies seasonally), 1 to 2 ppp	
	B-Nine 2,500 PPM (S), Bonzi 2-5 PPM (S); PGRs are optional.	Spider Mites, Rust, Fusarium	Pinch when bud is visible and side shoots start to develop. Cool temperatures and high light levels will improve plant quality.	14 to 20 weeks (varies seasonally), 1 ppp	16 to 22 weeks (varies seasonally), 2 ppp	16 to 22 weeks (varies seasonally), 4 to 5 ppp

***Temperature needs day/night:** During rooting, keep soil temperature measured in the liner at 70°F/21°C until cuttings are well-rooted. After planting the liner, keep temperature up until roots have developed nicely. Afterward, follow recommendations. The use of "Cool Morning" treatments will improve plant quality, flower and foliage color, and plant habit, and harden the plants. Lower the temperature by 8 to 12°F/-13 to -11°C 2 hours before sunrise until 2-3 hours after sunrise. Start treatments after plants are rooted in, well-branched and cover the media (reach the pot edges). To avoid delayed flowering, keep the average day temperature under a close watch and if necessary, increase night temperatures. Finishing of the crop depends on the average day temperature, and positive or negative DIF methods as well as "Cool Morning" can be used to improve plant quality.

Finishing Guide

			ROOTING & FINISHING			FINISHING GUIDELINES			
	Crop	Series/Variety	Media pH ²	Fertilizer Needs ³	Watering ⁴	Temperature Needs Day / Night ⁵	Pinch after Transplant (unpinched liners)	Light Levels in Foot Candles	
	Dianthus <i>Dianthus caryophyllus</i>	Vivacia™	5.8-6.2	100-150 ppm N EC 1.4-1.8	moderate	60-68°F/50-60°F 15-20°C/10-16°C	yes	4,000 to 7,000	
	Diascia <i>Diascia cultivars</i>	Piccadilly™	5.8-6.2	200-250 PPM N/EC 1.8-2.0	grow on the dry side	65-75°F/35-52°F 18-24°C/2-11°C	yes	5,000 to 6,000	
	Erysimum <i>Erysimum cultivars</i>	Brightside™	5.8-6.2	100-150 PPM N/EC 1.4-1.8	grow on the dry side	65-70°F/50-55°F 18-21°C/10-13°C	optional	5,000 to 6,000	
	Euphorbia <i>Euphorbia hypericifolia</i>	Loreen™	5.8-6.2	175-225 PPM N/ EC 1.8-2.0	sensitive to overwatering	65-76°F/59-67°F 18-24°C/15-19°C	yes	6,000 to 9,000	
	Gaura <i>Gaura lindheimeri</i>	Belleza®	5.8-6.2	200-250 PPM N/EC 1.8-2.0	keep constantly moist	65-75°F/50-60°F 18-24°C/10-16°C	yes	5,000 to 6,000	
	Geranium (Interspecific) <i>Pelargonium cultivars</i>	Marcada™	5.4-5.9	200-250 PPM N/EC 1.8-2.0	moderate	55-80°F/50-68°F 13-27°C/10-20°C	optional	6,000+	
	Geranium (Ivy) <i>Pelargonium peltatum</i>	Balcon, Decora, Royal™	5.4-5.8	200-250 PPM N/EC 1.8-2.0	grow on the dry side	65-75°F/60-65°F 18-24°C/16-18°C	recommended	3,000 to 5,000	
	Geranium (Ivy) <i>Pelargonium peltatum</i>	Glacier™	5.4-5.9	200-250 PPM N/EC 1.8-2.0	moderate	55-80°F/50-65°F 13-27°C/10-18°C	yes	4,000 to 6,000	
	Geranium (Zonal) <i>Pelargonium x hortorum</i>	Moonlight™, Sunrise™	5.8-6.2	200-250 PPM N/EC 1.8-2.0	grow on the dry side	65-75°F/60-65°F 18-24°C/16-18°C	no	3,000 to 5,000	
	Geranium (Zonal) <i>Pelargonium x hortorum</i>	Super Moon™	5.8-6.2	200-250 PPM N/EC 1.8-2.0	grow on the dry side	65-77°F/55-65°F 18-25°C/13-18°C	optional	4,000 to 7,000	
	Glechoma <i>Glechoma hederacea</i>	Variegata	5.4-6.5	moderate 150 PPM N	moderate	40-70°F/60-90°F 4-21°C/16-32°C	optional	2,500 to 7,000	
	Hebe <i>Veronica Species</i>	Sidekicks™	5.8-6.2	100-150 PPM N/EC 1.4-1.8	grow on the dry side	65-70°F/50-55°F 18-21°C/10-13°C	optional	5,000 to 6,000	
	Helichrysum <i>Helichrysum italicum</i>	Silver	5.8-6.2	moderate	moderate	60-70°F/45-55°F 16-21°C/7-13°C	no	4,000 to 7,000	
	Heliotrope <i>Heliotropium arborescens</i>	Marino™	5.8-6.2	200-250 PPM N/EC 1.8-2.0	keep constantly moist	70-75°F/55-60°F 21-24°C/13-16°C	no	5,000 to 9,000	

² **Media pH:** Best results are achieved if media with the correct pH is used, starting with propagation.















³ **Fertilizer needs:** Start with low concentrations after roots show and increase with plant development to the recommended levels.

⁴ **Watering:** In general, avoid drying out or overwatering the substrate as this will affect plant quality and finishing time. Root system will suffer when conditions change from one extreme to the other. "Growing on the dry side" means letting the substrate become dry (substrate color turns light brown and substrate starts to separate from the pot edge) before watering. "Keep constantly moist" means watering the plants just before substrate becomes dry. Water management in rooting and finishing is half the success and the best way to prevent root-bound diseases, improve performance and control plant quality.

				CROP TIME FROM ROOTED CUTTING/PLANTS PER POT (PPD)		
	Plant Growth Regulators (PGR) (S) = spray / (D) = drench	Pests and Fungal Diseases	Comments	4- to 5-inch (10- to 13-cm) Pots, Quarts	6-inch (15-cm) Pots, Gallons	10- to 12-inch (25- to 30-cm) Tubs or Baskets
	Bonzi 1-3 PPM (S), Cycocel 750 PPM (S)	Mites, Fusarium	For best results, grow cool and bright.	12 to 14 weeks (varies seasonally), 1 ppp	12 to 14 weeks (varies seasonally), 1 ppp	12 to 16 weeks (varies seasonally), 3-5 ppp
	B-Nine 2,500 PPM (S), Sumagic 3-5 PPM (S)/ Sumagic 0.25 PPM (D)	Aphids, Pythium	Cool temperatures and high light levels will improve plant quality.	5 to 7 weeks, 1 ppp	7 to 9 weeks, 1 to 2 ppp	8 to 10 weeks, 4 to 5 ppp
	B-Nine 2,500 PPM (S), Bonzi 2-5 PPM (S); PGRs are optional.	Mites, Aphids, Botrytis			12 to 16 weeks (varies seasonally), 1 ppp	
	B-Nine (S) 2,500 PPM, Cycocel (S) 750 PPM tank mix 7-10 days after transplant. Do not use Florel.	White Fly, Aphids, Thrips, Botrytis, Pythium	Pinch for a better habit, especially in larger containers.	5 to 7 weeks, 1 ppp	6 to 9 weeks, 1 to 3 ppp	9 to 11 weeks, 3 to 5 ppp
	B-Nine 2,500 PPM (S), Sumagic 15-20 PPM (S)/ Bonzi 30-40 PPM (S)	White Fly, Aphids, Root Rot, Botrytis	Avoid stretch; pinch early for better plant development.	7 to 9 weeks, 1 ppp	9 to 12 weeks, 1 to 2 ppp	10 to 13 weeks, 3 to 4 ppp
	Cycocel (S) at 500-1,000 PPM, use a light spray to glisten.	Aphids, Spider Mites, Thrips, Botrytis, Pythium		6 to 7 weeks, 1 ppp	7 to 8 weeks, 1 ppp	10 to 12 weeks, 3 ppp
	Cycocel 750-1,000 PPM + B-Nine 1,500-2,500 PPM tank mix (S), Bonzi 2-5 PPM (S)/ Cycocel 750-1,500 PPM (D)	Thrips, Fungus Gnats, Spider Mites, Rust, Botrytis, Pythium	Maintain temperature and grow the crop on the dry side, but avoid drying out, as this will slow growth (plants will push flowers). Provide excellent air circulation.	8 to 10 weeks, 1 ppp	10 to 12 weeks, 1 ppp	10 to 14 weeks, 3 to 4 ppp
	Use Cycocel (S) at a rate of 500-1,000 PPM as needed.		Water in mornings only to prevent oedema.	6 to 8 weeks, 1 ppp	8 to 10 weeks, 1 ppp	12 to 16 weeks, 3 ppp
	Cycocel 750-1,000 PPM + B-Nine 1,500-2,500 PPM tank mix (S), Sumagic 1-3 PPM (S), Bonzi 2-5 PPM (S)	Thrips, Fungus Gnats, Spider Mites, White Fly, Rust, Botrytis, Pythium	Maintain temperature and grow the crop on the dry side, but avoid drying out, as this will slow growth (plants will push flowers). Provide excellent air circulation.	8 to 12 weeks, 1 ppp	12 to 14 weeks, 1 ppp	12 to 14 weeks, 3 to 4 ppp
	Cycocel 700-1,500 PPM (S)	Botrytis, Pythium, Ralstonia, Xanthomonas, Mites, Worms/Caterpillars		7 to 10 weeks, 1 ppp	8 to 12 weeks, 1 ppp	10 to 14 weeks, 1 to 3 ppp
			An easy-to-root vine that can grow aggressively if fed and watered well.	5 to 6 weeks, 1 ppp	6 to 8 weeks, 3 ppp	10 to 12 weeks, 4 ppp
	B-Nine 2,500 PPM (S), Bonzi 2-5 PPM (S); PGRs are optional.	Mites, Aphids, Botrytis			16 to 20 weeks (varies seasonally), 4 ppp	
	B-Nine 1,500 PPM (S)	Caterpillars, Aphids, Pythium	Keep moderate feed and water levels to maintain good growth and silver foliage.	8 to 12 weeks, 1 ppp	10 to 14 weeks (varies seasonally), 3 ppp	12 to 16 weeks (varies seasonally), 3 to 5 ppp
	B-Nine 2,500 PPM (S), Cycocel 1,000 PPM + B-Nine 2,500 PPM tank mix (S)	White Fly, Spider Mites, Botrytis, Pythium	Start warm. After side shoots have developed, cool temperatures and high light levels will improve plant quality.	5 to 7 weeks, 1 ppp	7 to 9 weeks, 1 to 2 ppp	8 to 10 weeks, 3 to 5 ppp

***Temperature needs day/night:** During rooting, keep soil temperature measured in the liner at 70°F/21°C until cuttings are well-rooted. After planting the liner, keep temperature up until roots have developed nicely. Afterward, follow recommendations. The use of "Cool Morning" treatments will improve plant quality, flower and foliage color, and plant habit, and harden the plants. Lower the temperature by 8 to 12°F/-13 to -11°C 2 hours before sunrise until 2-3 hours after sunrise. Start treatments after plants are rooted in, well-branched and cover the media (reach the pot edges). To avoid delayed flowering, keep the average day temperature under a close watch and if necessary, increase night temperatures. Finishing of the crop depends on the average day temperature, and positive or negative DIF methods as well as "Cool Morning" can be used to improve plant quality.

Finishing Guide

			ROOTING & FINISHING			FINISHING GUIDELINES			
	Crop	Series/Variety	Media pH ²	Fertilizer Needs ³	Watering ⁴	Temperature Needs Day / Night ⁵	Pinch after Transplant (unpinched liners)	Light Levels in Foot Candles	
	Impatiens (Interspecific) <i>Impatiens hawkeri</i>	Bounce™	6.2-6.5	100-150 PPM N/EC 1.4-1.8	grow on the dry side	68-79°F/55-64°F 20-26°C/13-18°C	no	4,000 to 9,000	
	Impatiens (New Guinea) <i>Impatiens hawkeri</i>	ColorPower™	5.8-6.2	100-150 PPM N/EC 1.4-1.8	keep constantly moist	70-78°F/65-68°F 21-26°C/18-20°C	recommended for larger containers	3,000 to 5,000	
	Impatiens (New Guinea) <i>Impatiens hawkeri</i>	ImPower™	5.8-6.2	100-150 PPM N/EC 1.4-1.8	keep constantly moist	70-78°F/65-68°F 21-26°C/18-20°C	no	3,000 to 5,000	
	Kalanchoe <i>Kalanchoe blossfeldiana</i>	Mandala*	5.5-6.2	100-150 PPM N balanced feed media EC 0.6-1.2	maintain moderate moisture	68-75°F/62-68°F 20-24°C/17-20°C	optional	5,000 to 6,000	
	Lavandula <i>Lavandula angustifolia</i>	Sweet Dreams™ Blue	5.8-6.2	100-150 PPM N constant feed	moderate	50-90°F/38-68°F 15-32°C/3-20°C	yes	5,000 to 7,000	
	Lavender <i>Lavandula stoechas</i>	LaVela™	5.8-6.2	150-200 PPM N	grow on the dry side	60-75°F/38-60°F 15-23°C/3-15°C	yes	5,000 to 9,000	
	Lobelia <i>Lobelia cultivars</i>	Magadi™ Basket	5.8-6.2	200-250 PPM N/EC 1.8-2.0	grow on the dry side	65-77°F/50-65°F 18-25°C/10-18°C	yes	3,000 to 6,000	
	Lobelia <i>Lobelia cultivars</i>	Magadi™, Magadi™ Compact	5.8-6.2	200-250 PPM N/EC 1.8-2.0	grow on the dry side	70-75°F/55-60°F 21-24°C/13-16°C	yes	5,000 to 6,000	
	Lysimachia <i>Lysimachia nummularia</i>	Goldilocks	5.5-6.2	200 PPM N	moderate	50-85°F/36-70°F 10-29°C/2-21°C	optional	1,500 to 6,000	
	Muehlenbeckia <i>Muehlenbeckia complexa</i>		5.8-6.5	100-150 PPM N/EC 1.4-1.8	grow on the dry side	65-70°F/50-55°F 18-21°C/10-13°C	optional	5,000 to 6,000	
	Nemesia <i>Nemesia fruticans</i>	Whimsy™	5.8-6.2	4,000-7,000		60-68°F/50-60°F 15-20°C/10-16°C	optional	4,000 to 7,000	
	Ocimum <i>Ocimum basilicum</i>	Spicy Basil	5.8-6.2	100-150 ppm N EC 1.4-1.8	moderate	64-75 F (18-24 C)	optional	4,000 to 7,000	
	Osteospermum <i>Osteospermum hybrid</i>	4D™	5.8-6.2	200-250 PPM N/EC 1.8-2.0	dry regularly between waterings	59-76°F/35-55°F 15-24°C/2-13°C	recommended	5,000 to 9,000	
	Osteospermum <i>Osteospermum ecklonis</i>	Daisy Falls™	5.8-6.2	200-250 PPM N/EC 1.8-2.0	dry regularly between waterings	50-75°F/40-60°F 15-24°C/4-16°C	optional	5,000 to 8,000	

² **Media pH:** Best results are achieved if media with the correct pH is used, starting with propagation.















³ **Fertilizer needs:** Start with low concentrations after roots show and increase with plant development to the recommended levels.

⁴ **Watering:** In general, avoid drying out or overwatering the substrate as this will affect plant quality and finishing time. Root system will suffer when conditions change from one extreme to the other. "Growing on the dry side" means letting the substrate become dry (substrate color turns light brown and substrate starts to separate from the pot edge) before watering. "Keep constantly moist" means watering the plants just before substrate becomes dry. Water management in rooting and finishing is half the success and the best way to prevent root-bound diseases, improve performance and control plant quality.

				CROP TIME FROM ROOTED CUTTING/PLANTS PER POT (PPD)		
	Plant Growth Regulators (PGR) (S) = spray / (D) = drench	Pests and Fungal Diseases	Comments	4- to 5-inch (10- to 13-cm) Pots, Quarts	6-inch (15-cm) Pots, Gallons	10- to 12-inch (25- to 30-cm) Tubs or Baskets
	B-Nine 1,500 PPM (S)	Thrips, Aphids, Mites, INSV, Botrytis, Pythium	Don't overwater or overfeed. Keep pH above 6 to avoid iron/manganese toxicity.	6 to 8 weeks, 1 ppp	8 to 10 weeks, 1 ppp	10 to 13 weeks, 3 to 4 ppp
	Bonzi 2-5 PPM (S)	Thrips, Aphids, Spider Mites, Botrytis, Pythium	Maintain temperature. For flower development, grow the crop on the dry side, but avoid drying out, as this will reduce flower performance. Avoid high salt levels.	6 to 7 weeks, 1 ppp	8 to 9 weeks, 1 to 2 ppp	9 to 12 weeks, 4 to 5 ppp
	none	Aphids, Spider Mites, Thrips, Pythium, Botrytis		4 to 6 weeks, 1 ppp	6 to 8 weeks, 1 to 2 ppp	8 to 12 weeks, 4 to 5 ppp
	B-Nine 2,500 PPM (S), B-Nine 1,500 PPM/Cycocel 500 PPM (S)	Aphids, Mealybugs, Powdery Mildew, Phytophthora, Pythium	PGRs are necessary to strengthen the flower stems.	14 weeks, 1 ppp	16 weeks, 1 ppp	8-in. tabletop/bowls/ combos: 18 weeks, 3 ppp
	not recommended	Spider Mites, Fusarium		14 to 16 weeks, 1 ppp	16 to 20 weeks, 1 to 2 ppp	
	none	Rosemary Beetle, Pythium, Rhizoctonia	Grow cool and on the dry side.	8 to 10 weeks, 1 ppp	10 to 12 weeks, 1 to 2 ppp	10 to 13 weeks, 3 to 4 ppp
	B-Nine 2,500 PPM (S), Bonzi 2 PPM (D)	Thrips, Aphids, Spider Mites, Botrytis, Pythium, Rhizoctonia				
	B-Nine 1,500-2,500 PPM (S), Sumagic 3-5 PPM (S)/ Sumagic 0.25 PPM (D)	Thrips, Aphids, Spider Mites, Botrytis, Pythium	Pinch as needed for improved plant habit. Let media dry out between watering.	6 to 8 weeks, 1 ppp	8 to 10 weeks, 1 to 2 ppp	8 to 10 weeks, 4 to 5 ppp
	none		Very easy to grow.	5 to 7 weeks, 1 ppp	6 to 9 weeks, 3 ppp	
	none	Mites		8 to 10 weeks (varies seasonally), 1 ppp	10 to 12 weeks (varies seasonally), 1 to 3 ppp	12 to 14 weeks (varies seasonally), 3 to 5 ppp
	Low requirement, B-Nine 2,000 PPM	Aphids, Pythium	Grow cool and bright for best results.	7 to 10 weeks, 1 ppp	10 to 14 weeks (varies seasonally), 3 ppp	
	No	Pythium Rhizoctonia Botrytis		7 to 10 weeks, 1 ppp	7 to 10 weeks (varies seasonally), 3 ppp	
	Cycocel 750-1,500 PPM (S), Cycocel 750-1,500 PPM (D), Sumagic 5-10 PPM (S)/ Sumagic 0.5-1 PPM (D)	Thrips, White Fly, Aphids, Botrytis, Pythium, Rhizoctonia	It is recommended to NOT use B-Nine on 4D osteos, as it may have a negative effect on the expression of double flowers.	10 to 13 weeks, 1 ppp	11 to 14 weeks, 1 ppp	12 to 15 weeks, 3 ppp
	B-Nine/Cycocel (S), or low-level Bonzi 0.5-1 PPM (D)	Aphids, Thrips, Botrytis, Pythium		9 to 12 weeks, 1 ppp	10 to 13 weeks, 1 ppp	10 to 14 weeks, 3 ppp

***Temperature needs day/night:** During rooting, keep soil temperature measured in the liner at 70°F/21°C until cuttings are well-rooted. After planting the liner, keep temperature up until roots have developed nicely. Afterward, follow recommendations. The use of "Cool Morning" treatments will improve plant quality, flower and foliage color, and plant habit, and harden the plants. Lower the temperature by 8 to 12°F/-13 to -11°C 2 hours before sunrise until 2-3 hours after sunrise. Start treatments after plants are rooted in, well-branched and cover the media (reach the pot edges). To avoid delayed flowering, keep the average day temperature under a close watch and if necessary, increase night temperatures. Finishing of the crop depends on the average day temperature, and positive or negative DIF methods as well as "Cool Morning" can be used to improve plant quality.

Finishing Guide

			ROOTING & FINISHING			FINISHING GUIDELINES			
	Crop	Series/Variety	Media pH ²	Fertilizer Needs ³	Watering ⁴	Temperature Needs Day / Night ⁵	Pinch after Transplant (unpinched liners)	Light Levels in Foot Candles	
	Osteospermum <i>Osteospermum ecklonis</i>	FlowerPower™ Compact, FlowerPower™ Spider, Zion™	5.8-6.2	200-250 PPM N/EC 1.8-2.0	dry regularly between waterings	60-65°F/35-52°F 16-18°C/2-11°C	recommended	5,000 to 6,000	
	Pericallis <i>Senecio x hybrida</i>	Senetti®	5.5-6.0	medium 260 PPM	light	70-75°F/50-55°F 21-24°C/10-13°C	yes	5,000 to 6,000	
	Petchoa <i>Calibrachoa x Petunia specialities</i>	EnViva™	5.8-6.2	100-150 PPM N/EC 1.4-1.8	moderate	60-68°F/50-60°F 15-20°C/10-16°C	optional	4,000 to 4,000	
	Petunia <i>Petunia cultivars</i>	Headliner™, SweetSunshine™	5.4-5.8	250-300 PPM N/EC 2.0-2.4	keep constantly moist	65-75°F/50-60°F 18-24°C/10-16°C	recommended	5,000 to 6,000	
	Petunia <i>Petunia cultivars</i>	Main Stage™	5.8-6.2	250-300 PPM N/EC 2.0-2.4	keep moist	65-75°F/50-60°F 18-24°C/15-16°C	yes	5,000 to 8,000	
	Petunia <i>Petunia cultivars</i>	Starlet™	5.4-5.8	250-300 PPM N/EC 2.0-2.4	keep constantly moist	65-75°F/50-60°F 18-24°C/15-16°C	recommended	5,000 to 6,000	
	Phlox <i>Phlox cultivars</i>	Gisele®	5.8-6.2	150-200 PPM N	avoid overwatering	65-80°F/50-65°F 18-27°C/15-18°C	recommended	3,000 to 9,000	
	Portulaca <i>Portulaca oleracea</i>	PortoGrande™	5.8-6.2	200-250 PPM N/EC 1.8-2.0	grow on the dry side	65-75°F/60-65°F 18-24°C/16-18°C	yes	5,000 to 6,000	
	Rosmarinus <i>Rosmarinus officinalis</i>	Spanish Spreading	5.8-6.2	100-150 ppm N EC 1.4-1.8	moderate	60-68°F/50-60°F 15-20°C/10-16°C	optional	4,000 to 7,000	
	Salvia <i>Salvia cultivars</i>	Skyscraper™	5.8-6.2	moderate	moderate	65-77°F/55-65°F 18-25°C/13-18°C	yes	4,000 to 7,000	
	Sanvitalia <i>Sanvitalia procumbens</i>	Tsavo™	5.8-6.2	200-250 PPM N/EC 1.8-2.0	grow on the dry side	70-75°F/55-60°F 21-24°C/13-16°C	yes	4,000 to 5,000	
	Scaevola <i>Scaevola aemula</i>	Fairy™	5.4-5.8	200-250 PPM N/EC 1.8-2.0	grow on the dry side	68-78°F/62-65°F 20-26°C/17-18°C	yes	5,000 to 6,000	
	Sedum <i>Sedum floriferum</i>	Blue Surge	5.8-6.5	100-150 PPM N/EC 1.4-1.8	grow on the dry side	65-70°F/50-55°F 18-21°C/10-13°C	optional	5,000 to 6,000	
	Sedum <i>Sedum floriferum</i>	Brite Gold	5.8-6.5	100-150 PPM N/EC 1.4-1.8	grow on the dry side	65-70°F/50-55°F 18-21°C/10-13°C	optional	5,000 to 6,000	

² **Media pH:** Best results are achieved if media with the correct pH is used, starting with propagation.

³ **Fertilizer needs:** Start with low concentrations after roots show and increase with plant development to the recommended levels.

⁴ **Watering:** In general, avoid drying out or overwatering the substrate as this will affect plant quality and finishing time. Root system will suffer when conditions change from one extreme to the other. "Growing on the dry side" means letting the substrate become dry (substrate color turns light brown and substrate starts to separate from the pot edge) before watering. "Keep constantly moist" means watering the plants just before substrate becomes dry. Water management in rooting and finishing is half the success and the best way to prevent root-bound diseases, improve performance and control plant quality.

				CROP TIME FROM ROOTED CUTTING/PLANTS PER POT (PPD)		
	Plant Growth Regulators (PGR) (S) = spray / (D) = drench	Pests and Fungal Diseases	Comments	4- to 5-inch (10- to 13-cm) Pots, Quarts	6-inch (15-cm) Pots, Gallons	10- to 12-inch (25- to 30-cm) Tubs or Baskets
	Cycocel 1,000 PPM + B-Nine 2,500 PPM tank mix (S), Sumagic 5-10 PPM (S)/Cycocel 750-1,500 PPM (D), Sumagic 0.5-1 PPM (D), Bonzi 0.5-3 PPM (D)	Aphids, White Fly, Thrips, Botrytis, Pythium	Pinch after plants have rooted into the media and are well-developed, but avoid stretch. Cool temperatures and high light levels will improve plant quality.	9 to 12 weeks, 1 ppp	10 to 13 weeks, 1 ppp	10 to 14 weeks, 3 to 4 ppp
	B-Nine 2,000 PPM (S) every 14 days.	Aphids, Mites, White Fly, Thrips, Powdery Mildew, Thielaviopsis	Avoid overwatering, avoid frost; shade in last three weeks of finishing may cause stretch.	10 to 20 weeks, 1 ppp	10 to 20 weeks, 1 ppp	10 to 20 weeks, 1 ppp
	B-Nine Cycocel 2,000/750 PPM, Bonzi drench 1 PPM as needed			7 to 10 weeks, 1 ppp	7 to 10 weeks (varies seasonally), 3 ppp	12 to 16 weeks (varies seasonally), 3-5 ppp
	B-Nine 2,500 PPM (S), Sumagic 20-30 PPM (S)/Sumagic 0.5 PPM (D), Bonzi 2-4 PPM (D)	Aphids, Thrips, Leafminer, White Fly, Powdery Mildew, Pythium	Cool temperatures and high light levels will improve plant quality. Watch Fe deficiency.	6 to 7 weeks, 1 ppp	7 to 9 weeks, 1 ppp	9 to 12 weeks, 3 to 4 ppp
	B-Nine 2,500-3,000 PPM (S), Bonzi 2-4 PPM (D)	Spider Mites, Thrips, Botrytis, Tobacco Mosaic Virus		4 to 6 weeks, 1 ppp	6 to 8 weeks, 1 ppp	10 to 12 weeks, 3 ppp
	B-Nine 2,500 PPM (S), Sumagic 20-30 PPM (S)/Sumagic 0.5 PPM (D), Bonzi 2-4 PPM (D)	Aphids, Thrips, Leafminer, White Fly, Powdery Mildew, Pythium	Cool temperatures and high light levels will improve plant quality. Watch Fe deficiency.	6 to 7 weeks, 1 ppp	7 to 9 weeks, 1 ppp	9 to 12 weeks, 3 to 4 ppp
	B-Nine 1,500-2,000 PPM (S)	Thrips, Pythium, Powdery Mildew	Avoid overwatering.	5 to 6 weeks, 1 ppp	6 to 8 weeks, 1 to 2 ppp	10 to 12 weeks, 3 to 4 ppp
	generally not needed – keep dry to control vigor	Aphids, Fungus Gnats, Slugs, Botrytis, Pythium	Pinch as needed for improved plant habit. Let media dry out between watering.	6 to 8 weeks, 1 ppp	8 to 10 weeks, 2 ppp	9 to 12 weeks, 4 to 5 ppp
	No	Mites, Fusarium		9 to 12 weeks (varies seasonally), 1 ppp	9 to 12 weeks (varies seasonally), 3 ppp	
	B-Nine 2,500 PPM (S)	Mites		4 to 5 weeks, 1 ppp	5 to 7 weeks, 1 ppp	8 to 10 weeks, 1 to 3 ppp
	B-Nine 2,500 PPM (S), Sumagic 2-5 PPM (S)	Aphids, Spider Mites, Pythium	Start late Spring, when daylength increases and temperatures rise. High light and warm temperatures will improve flowering, branching and plant development.	6 to 7 weeks, 1 ppp	8 to 9 weeks, 1 to 2 ppp	9 to 12 weeks, 4 to 5 ppp
	Sumagic 5-10 PPM (S), Bonzi 10-20 PPM (S)/Bonzi 0.5-1 PPM (D)	Botrytis, Pythium, Phytophthora	Start late Spring, when daylength increases and temperatures rise. High light and warm temperatures will improve flowering, branching and plant development.	6 to 7 weeks, 1 ppp	8 to 10 weeks, 1 to 2 ppp	9 to 12 weeks, 4 to 5 ppp
	none			8 to 10 weeks (varies seasonally), 1 ppp	10 to 12 weeks (varies seasonally), 1 to 3 ppp	12 to 14 weeks (varies seasonally), 3 to 5 ppp
	none			8 to 10 weeks (varies seasonally), 1 ppp	10 to 12 weeks (varies seasonally), 1 to 3 ppp	12 to 14 weeks (varies seasonally), 3 to 5 ppp

***Temperature needs day/night:** During rooting, keep soil temperature measured in the liner at 70°F/21°C until cuttings are well-rooted. After planting the liner, keep temperature up until roots have developed nicely. Afterward, follow recommendations. The use of “Cool Morning” treatments will improve plant quality, flower and foliage color, and plant habit, and harden the plants. Lower the temperature by 8 to 12°F/-13 to -11°C 2 hours before sunrise until 2-3 hours after sunrise. Start treatments after plants are rooted in, well-branched and cover the media (reach the pot edges). To avoid delayed flowering, keep the average day temperature under a close watch and if necessary, increase night temperatures. Finishing of the crop depends on the average day temperature, and positive or negative DIF methods as well as “Cool Morning” can be used to improve plant quality.

Finishing Guide

			ROOTING & FINISHING			FINISHING GUIDELINES			
	Crop	Series/Variety	Media pH ²	Fertilizer Needs ³	Watering ⁴	Temperature Needs Day / Night ⁵	Pinch after Transplant (unpinched liners)	Light Levels in Foot Candles	
	Sedum <i>Sedum sieboldii</i>	Brite White	5.8-6.5	100-150 PPM N/EC 1.4-1.8	grow on the dry side	65-70°F/50-55°F 18-21°C/10-13°C	optional	5,000 to 6,000	
	Sedum <i>Sedum tetractinum</i>	Coral Reef	5.8-6.5	100-150 PPM N/EC 1.4-1.8	grow on the dry side	65-70°F/50-55°F 18-21°C/10-13°C	optional	5,000 to 6,000	
	Sedum <i>Sedum spurium</i>	FloriLuna	5.8-6.5	100-150 PPM N/EC 1.4-1.8	grow on the dry side	65-70°F/50-55°F 18-21°C/10-13°C	optional	5,000 to 6,000	
	Sedum <i>Sedum kamtschaticum</i>	FloriSol	5.8-6.5	100-150 PPM N/EC 1.4-1.8	grow on the dry side	65-70°F/50-55°F 18-21°C/10-13°C	Optional	5,000 to 6,000	
	Sedum <i>Sedum mexicanum</i>	Gold Mound	5.8-6.5	100-150 PPM N/EC 1.4-1.8	grow on the dry side	65-70°F/50-55°F 18-21°C/10-13°C	optional	5,000 to 6,000	
	Sedum <i>Sedum sexangulare</i>	Green Citrine	5.8-6.5	100-150 PPM N/EC 1.4-1.8	grow on the dry side	65-70°F/50-55°F 18-21°C/10-13°C	optional	5,000 to 6,000	
	Sedum <i>Sedum acre</i>	Little Glow	5.8-6.5	100-150 PPM N/EC 1.4-1.8	grow on the dry side	65-70°F/50-55°F 18-21°C/10-13°C	optional	5,000 to 6,000	
	Sedum <i>Sedum cultivars</i>	Little Shimmer, Little Shine	5.8-6.5	100-150 PPM N/EC 1.4-1.8	grow on the dry side	65-70°F/50-55°F 18-21°C/10-13°C	optional	5,000 to 6,000	
	Sedum <i>Sedum album</i>	Ocean Reef	5.8-6.5	100-150 PPM N/EC 1.4-1.8	grow on the dry side	65-70°F/50-55°F 18-21°C/10-13°C	optional	5,000 to 6,000	
	Trixi* <i>Mixed Combination</i>	Trixi recipes	5.4-5.8	200-250 PPM N/EC 1.8-2.0	keep constantly moist	70-75°F/55-60°F 21-24°C/13-16°C	a second pinch is recommended	5,000 to 6,000	
	Verbena <i>Verbena cultivars</i>	Beats™	5.8-6.2	200-250 PPM N/EC 1.8-2.0	grow on the dry side	65-75°F/60-65°F 18-24°C/16-18°C	optional	5,000 to 6,000	
	Verbena <i>Verbena cultivars</i>	Blues™	5.8-6.2	200-250 PPM N/EC 1.8-2.0	grow on the dry side	65-75°F/60-65°F 18-24°C/16-18°C	yes	5,000 to 6,000	
	Verbena <i>Verbena cultivars</i>	Lascar™	5.8-6.2	200-250 PPM N/EC 1.8-2.0	grow on the dry side	65-75°F/60-65°F 18-24°C/16-18°C	yes	5,000 to 6,000	

² **Media pH:** Best results are achieved if media with the correct pH is used, starting with propagation.

³ **Fertilizer needs:** Start with low concentrations after roots show and increase with plant development to the recommended levels.

⁴ **Watering:** In general, avoid drying out or overwatering the substrate as this will affect plant quality and finishing time. Root system will suffer when conditions change from one extreme to the other. "Growing on the dry side" means letting the substrate become dry (substrate color turns light brown and substrate starts to separate from the pot edge) before watering. "Keep constantly moist" means watering the plants just before substrate becomes dry. Water management in rooting and finishing is half the success and the best way to prevent root-bound diseases, improve performance and control plant quality.

				CROP TIME FROM ROOTED CUTTING/PLANTS PER POT (PPD)		
	Plant Growth Regulators (PGR) (S) = spray / (D) = drench	Pests and Fungal Diseases	Comments	4- to 5-inch (10- to 13-cm) Pots, Quarts	6-inch (15-cm) Pots, Gallons	10- to 12-inch (25- to 30-cm) Tubs or Baskets
	none			8 to 10 weeks (varies seasonally), 1 ppp	10 to 12 weeks (varies seasonally), 1 to 3 ppp	12 to 14 weeks (varies seasonally), 3 to 5 ppp
	none			8 to 10 weeks (varies seasonally), 1 ppp	10 to 12 weeks (varies seasonally), 1 to 3 ppp	12 to 14 weeks (varies seasonally), 3 to 5 ppp
	none			8 to 10 weeks (varies seasonally), 1 ppp	10 to 12 weeks (varies seasonally), 1 to 3 ppp	12 to 14 weeks (varies seasonally), 3 to 5 ppp
	none			8 to 10 weeks (varies seasonally), 1 ppp	10 to 12 weeks (varies seasonally), 1 to 3 ppp	12 to 14 weeks (varies seasonally), 3 to 5 ppp
	none			8 to 10 weeks (varies seasonally), 1 ppp	10 to 12 weeks (varies seasonally), 1 to 3 ppp	12 to 14 weeks (varies seasonally), 3 to 5 ppp
	none			8 to 10 weeks (varies seasonally), 1 ppp	10 to 12 weeks (varies seasonally), 1 to 3 ppp	12 to 14 weeks (varies seasonally), 3 to 5 ppp
	none			8 to 10 weeks (varies seasonally), 1 ppp	10 to 12 weeks (varies seasonally), 1 to 3 ppp	12 to 14 weeks (varies seasonally), 3 to 5 ppp
	none			8 to 10 weeks (varies seasonally), 1 ppp	10 to 12 weeks (varies seasonally), 1 to 3 ppp	12 to 14 weeks (varies seasonally), 3 to 5 ppp
	Depends on the Mix. B-Nine 2,500-3,500 PPM (S), Sumagic 5-20 PPM (S)/Sumagic 0.25-0.50 PPM (D), Bonzi 2-4 PPM (D)	Depends on the Mix. See single crops for a list of possible problems.	Cool temperatures and high light levels will improve plant quality. Pinch as needed for improved plant habit. Watch for Fe deficiency.	5 to 6 weeks, 1 ppp	5 to 6 weeks, 1 to 2 ppp	8 to 10 weeks, 3 to 4 ppp
	Very little or no PGR is necessary for Beats. If necessary, B-Nine 1,000 PPM/ Cycocel 500 PPM works well.	Thrips, Aphids, Leafminer, Powdery Mildew	Due to its natural compact habit, use care to avoid overwatering.	5 to 6 weeks, 1 ppp	6 to 8 weeks, 3 ppp	7 to 9 weeks, 5 ppp
	B-Nine 1,500-2,500 PPM (S), Sumagic 5-10 PPM (S), Cycocel 1,000-2,000 PPM (S)	Thrips, Aphids, White Fly, Leafminer, Powdery Mildew	Let media dry out between watering. Avoid stretch, and pinch as needed to improve plant habit.	6 to 7 weeks, 1 ppp	7 to 9 weeks, 1 ppp	8 to 10 weeks, 3 to 4 ppp
	B-Nine 1,500-2,500 PPM (S), Sumagic 5-10 PPM (S), Cycocel 1,000-2,000 (S)	Thrips, Aphids, White Fly, Leafminer, Powdery Mildew	Let media dry out between watering. Avoid stretch, and pinch as needed to improve plant habit.	6 to 7 weeks, 1 ppp	7 to 9 weeks, 1 ppp	8 to 10 weeks, 3 to 5 ppp

***Temperature needs day/night:** During rooting, keep soil temperature measured in the liner at 70°F/21°C until cuttings are well-rooted. After planting the liner, keep temperature up until roots have developed nicely. Afterward, follow recommendations. The use of "Cool Morning" treatments will improve plant quality, flower and foliage color, and plant habit, and harden the plants. Lower the temperature by 8 to 12°F/-13 to -11°C 2 hours before sunrise until 2-3 hours after sunrise. Start treatments after plants are rooted in, well-branched and cover the media (reach the pot edges). To avoid delayed flowering, keep the average day temperature under a close watch and if necessary, increase night temperatures. Finishing of the crop depends on the average day temperature, and positive or negative DIF methods as well as "Cool Morning" can be used to improve plant quality.

Terms & Conditions of Sale

Note: Ball Terms & Conditions of Sale are country/region specific. The following Terms & Conditions of Sale apply to product sold within the United States and Canada.

Acceptance of Terms

These terms and conditions shall govern orders for plants (merchandise) placed with Seller. All negotiations with sales representatives or other agents of Seller are merged herein. No modification of these terms and conditions shall be effective unless in writing signed by Seller. Placement of the order shall constitute Purchaser's acceptance of these terms and conditions. All orders are subject to acceptance by Seller at our offices in West Chicago, Illinois.

Limitation of Warranty

Seller warrants, to the extent required by law, that merchandise conforms to the description appearing in Seller's catalog and on container labels, within recognized tolerances. SELLER MAKES NO OTHER OR FURTHER WARRANTY, EXPRESS OR IMPLIED. ALL OTHER OR FURTHER WARRANTIES, INCLUDING ANY WARRANTIES OF MERCHANTABILITY, TITLE, NON-INFRINGEMENT AND FITNESS FOR A PARTICULAR PURPOSE, ARE EXCLUDED. Certain merchandise may be separately warranted by the manufacturer. Seller does not adopt or ratify any manufacturer warranties, express or implied, and Seller shall have no liability thereunder. Seller does not adopt or ratify any manufacturer warranties, express or implied, made by Purchaser upon resale of the merchandise, and Seller shall have no liability thereunder.

Limitation of Remedy

PURCHASER'S SOLE AND EXCLUSIVE REMEDY SHALL BE REFUND OF THE PURCHASE PRICE. SELLER'S LIABILITY, WHETHER FOR BREACH OF CONTRACT, BREACH OF WARRANTY, NEGLIGENCE, PRODUCTS LIABILITY OR ANY OTHER THEORY OF LIABILITY, IS LIMITED TO THE AMOUNT OF THE PURCHASE PRICE. UNDER NO CIRCUMSTANCES SHALL SELLER BE LIABLE FOR DAMAGES IN EXCESS OF THE PURCHASE PRICE, OR FOR ANY SPECIAL, INCIDENTAL, INDIRECT OR CONSEQUENTIAL DAMAGES.

Mandatory Arbitration

ANY CLAIM WHICH PURCHASER MAY HAVE AGAINST SELLER ARISING OUT OF OR RELATING TO THE SALE OF THE MERCHANDISE SHALL BE SETTLED BY BINDING ARBITRATION IN ACCORDANCE WITH THE COMMERCIAL ARBITRATION RULES OF THE AMERICAN

ARBITRATION ASSOCIATION, SAID ARBITRATION TO BE VENUED IN COOK OR DUPAGE COUNTIES, ILLINOIS. The laws of several states require arbitration, conciliation or mediation of disputes involving allegedly defective plants before legal action may be taken. Purchaser should contact the State Department Of Agriculture for information. Such laws typically require that a complaint be filed with the State Department Of Agriculture in time to permit inspection of the crops or plants. If such a complaint is filed, a copy must be sent to Seller by registered or certified mail.

Governing Law, Jurisdiction & Venue

The laws of the State of Illinois, including but not limited to the Uniform Commercial Code as adopted therein, shall govern all matters arising out of or relating to Seller's sale of merchandise. ANY DISPUTE NOT SUBJECT TO ARBITRATION AND ANY ACTION TO ENFORCE AN ARBITRATION AWARD ARISING OUT OF OR RELATING TO THE SALE OF MERCHANDISE HEREUNDER SHALL BE MAINTAINED IN THE STATE OR FEDERAL COURTS LOCATED IN DUPAGE OR COOK COUNTIES, ILLINOIS, AND PURCHASER SUBMITS TO THE JURISDICTION OF AND VENUE IN SAID COURTS.

Indemnity

By accepting merchandise, Purchaser agrees to defend Seller, to hold it harmless and indemnify it from and against any claim or loss asserted by any or all transferees of such merchandise or users of the products of such merchandise who are not notified by Purchaser in writing of Limitation of Warranty, Limitation of Remedy, Mandatory Arbitration, Governing Law Jurisdiction and Venue, and Notice Regarding Seed-Borne Diseases in language substantially equivalent to that contained in these Terms & Conditions of Sale.

Minimum Orders

The minimum quantity for each order is 500 unrooted cuttings. Total orders less than 2,000 unrooted cuttings will be subject to a minimum charge of \$30.

Prices

All prices are subject to change without notice. The price in effect at time of shipment will prevail. Prices do not include installation; Seller takes no responsibility, and shall have no liability for installation.

Payment

Payment is due in accordance with terms specified on invoice. Payment is due in invoiced currency and in accordance with the terms specified on invoice. In the event of default in the payment of any amount when due, and in addition to all other rights and remedies available to Seller, SELLER SHALL BE ENTITLED TO COLLECT A LATE CHARGE OF 2% PER MONTH (24% PER YEAR) OR THE MAXIMUM RATE ALLOWED BY LAW, WHICHEVER IS LESS, ON ALL AMOUNTS PAST DUE FROM THE DATE DUE UNTIL THE DATE PAID. A FEE OF \$25.00 WILL BE CHARGED FOR ANY RETURNED CHECK, DECLINED EFT TRANSACTION OR DECLINED BANKCARD TRANSACTION.

If paying by Pre-Authorized Debit (PAD), or EFT, please note you have waived your right to receive pre-notification of the amount of the PAD and agreed that you do not require advance notice of the amount of PADs before the debit is processed.

Freight & Handling Charges, Inspection, Damaged Goods

The freight and handling charge on Purchaser's invoice covers shipment of the merchandise to Purchaser's destination, and replacement or credit for damaged merchandise if the steps listed here are followed. PURCHASER WILL NOT REFUSE OR RETURN GOODS, OR THE RIGHT TO FILE A CLAIM IS LOST AND PURCHASER WILL STILL BE LIABLE FOR THE MATERIAL AND THE FREIGHT. When Purchaser receives shipment: 1) Count all cartons. 2) Inspect all cartons for external damage. 3) Check for open or resealed cartons. 4) Note any damages, shortages, open or resealed cartons on the delivery receipt; the carrier's representative must also sign the receipt. 5) Open all boxes immediately and inspect for damage such as scorched, frozen or broken plants; material shortages; etc. NOTIFY SELLER IMMEDIATELY IF A SHIPMENT IS DAMAGED. Call the Ball Traffic Department at **800 879-BALL** to report the damage and receive details on what is needed to file a claim.

Cancellation Policy

Cancellations for unrooted cuttings must be received at least 30 days prior to scheduled ship date. Cancellations for liners or seed-raised plugs must be received prior to stick or sow date.

Notice & Return

No returns will be accepted. Seller shall have no liability for any defect unless notice is given promptly, not to exceed five (5) days after receipt of delivery of merchandise. Notice of defect should be addressed to Ball at 800 879-BALL.

Delays, Shortages & Substitutions

Seller shall not be responsible for delays in delivery or for losses resulting from such delays. Seller reserves the right to make partial shipment. In the event of shortages, Seller may substitute such other, similar merchandise as is available.

Plant Protection

Varieties described herein may be covered by the Flowering-Only Terms & Conditions of Sale Agreement, United States Plant Patents, United States Plant Variety Protection, Utility Patents, and Plant Breeders' Rights. These varieties may not be reproduced without authorization. The breeder or authorized representative has the right to inspect Purchasers' nurseries during normal business hours to assess compliance with the restrictions on use of protected varieties.

Trademarks

* denotes a U.S. registered trademark and ™ denotes a trademark of Ball Horticultural Company, unless otherwise indicated.

Sales Limitations

EXPORT CONTROL. THE COMPANY'S PRODUCTS MAY NOT BE SOLD, DIVERTED, TRANSFERRED OR RE-EXPORTED, DIRECTLY OR INDIRECTLY, TO ANY INDIVIDUAL, ENTITY, OR DESTINATION THAT IS SUBJECT TO UNITED STATES OR UNITED NATIONS SANCTIONS PROGRAMS OR EMBARGOES (INCLUDING BUT NOT LIMITED TO OFAC SANCTIONS PROGRAMS AND THOSE LISTED ON OFAC'S "SPECIALLY DESIGNATED NATIONALS" LIST) WITHOUT AN APPROPRIATE EXPORT LICENSE.

FOREIGN CORRUPT PRACTICES ACT. EACH PARTY REPRESENTS AND WARRANTS TO THE OTHER PARTY THAT IT WILL TAKE NO ACTION IN RELATION TO THIS TRANSACTION THAT WOULD BE IN VIOLATION OF THE APPLICABLE LAWS AND REGULATIONS OF ANY COUNTRY AND THE UNITED STATES OF AMERICA. NO PAYMENTS OF MONEY OR ANYTHING OF VALUE WILL BE OFFERED, PROMISED OR PAID, DIRECTLY OR INDIRECTLY, TO ANY OFFICIALS TO INFLUENCE THE ACTS OF SUCH OFFICIALS TO INDUCE THEM TO USE THEIR INFLUENCE WITH A GOVERNMENT OR AN INSTRUMENTALITY THEREOF, OR TO OBTAIN AN IMPROPER ADVANTAGE.

Discontinued Selecta One Varieties for 2025

Variety	Recommended Replacement	Variety	Recommended Replacement
Bacopa Big Falls™ Trixi White	Bacopa Big Falls™ White	Fuchsia Bellinto™ Red+White	No Substitution
Begonia Mistral® Dark Red	No Substitution	Impatiens New Guinea ImPower™ Pink Frost	Impatiens New Guinea ImPower™ White Pink Eye
Begonia Mistral® Double Orange	No Substitution	Kalanchoe Mandala® Bright Orange	Kalanchoe Mandala® Bright Orange 25
Begonia Mistral® Orange	No Substitution	Kalanchoe Mandala® Croco	No Substitution
Begonia Mistral® Pink	No Substitution	Kalanchoe Mandala® Double Orange	Kalanchoe Mandala® Double Apricot+Eye
Begonia Mistral® Yellow	No Substitution	Kalanchoe Mandala® Hot Pink	Kalanchoe Mandala® Deep Pink
Begonia Compact Double Apricot	No Substitution	Kalanchoe Mandala® Pink+White	Kalanchoe Mandala® Deep Pink
Begonia Orange Lantern	No Substitution	Lobelia Magadi™ Compact Blue Bay	Lobelia Magadi™ Compact Blue Bay 25
Calibrachoa MiniFamous® Neo Lava+Red Eye	Calibrachoa MiniFamous® Neo Orange+Red Eye	Osteospermum FlowerPower™ Compact White	Osteospermum FlowerPower™ Compact White 25
Calibrachoa MiniFamous® Neo Double Red	Calibrachoa MiniFamous® Neo Double Red 25	Geranium, Interspecific Marcada™ Orange	Geranium, Interspecific Marcada™ Dark Red
Calibrachoa MiniFamous® Uno Double Orange Flame	Calibrachoa MiniFamous® Uno Double Orange	Geranium, Interspecific Marcada™ White	Geranium, Interspecific Marcada™ White 25
Calibrachoa MiniFamous® Uno Double Red	Calibrachoa MiniFamous® Uno Double Red 25	Geranium, Ivy Royal™ Blue	Geranium, Ivy Royal™ Blue 25
Calceolaria Calynopsis™ Yellow With Red	Calceolaria Calynopsis™ Yellow	Geranium, Zonal Moonlight™ White	Geranium, Zonal Moonlight™ White 25
Dahlia Dahlita™ Bright Red	Dahlia Dahlietta® Tessy	Geranium, Zonal Sunrise™ Appleblossom	Geranium, Zonal Sunrise™ Appleblossom 25
Dahlia Dahlita™ Purple White Eye	Dahlia Dahlietta® Louise	Geranium, Zonal Sunrise™ Raspberry Eye	Geranium, Zonal Sunrise™ White+Zest
Dahlia Dahlita™ Red Yellow Eye	Dahlia Dahlietta® Candy	Geranium, Zonal Sunrise™ Salmon+Red Eye	Geranium, Zonal Sunrise™ Salmon
Dahlia Dahlita™ Rose Pink	Dahlia Dahlietta® Patty	Geranium, Zonal Sunrise™ White+Eye	Geranium, Zonal Sunrise™ White+Zest
Dahlia Dahlita™ White	Dahlia Dahlietta® Blanca	Geranium, Zonal Super Moon™ Compact Violet	Geranium, Zonal Super Moon™ Violet
Dahlia Dahlita™ Yellow	Dahlia Dahlietta® Julia	Geranium, Zonal Super Moon™ Compact Bright Red	Geranium, Zonal Moonlight™ Red 25
Dahlia Dalaya® Red+Yellow Eye	Dahlia Dalaya® Red+Yellow Eye 25	Petunia Headliner™ Blueberry Swirl	Petunia Headliner™ Blackberry Vein
Diascia Piccadilly™ White	Diascia Piccadilly™ White 25	Petunia Headliner™ Raspberry Star	Petunia Headliner™ Raspberry Swirl
Dianthus Capitán™ White+Pink	Dianthus Capitán™ Pink+Eye	Petunia Headliner™ White Rose Vein	Petunia Headliner™ Pink Vein
Dianthus Capitán™ White+Purple	Dianthus Capitán™ Purple Frost	Herb Rosemary Prostratus	Herb Rosemary Spanish Spreading
Dianthus Oscar® Purple	Dianthus Oscar® Cherry+Velvet	Verbena Lascar™ Purple	Verbena Lascar™ Burgundy
Dianthus Oscar® Purple+Pink	Dianthus Oscar® Cherry+Velvet	Trixi Blueberry Parfait 24	Trixi Blueberry Parfait 25
Dianthus Oscar® Red Star	Dianthus Oscar® Peach Edge	Trixi Chemical Attraction	Trixi Chemical Attraction 25
Dianthus SuperTrouper™ Light Pink	Dianthus SuperTrouper™ Silver Pink	Trixi Double Date	Trixi Double Date 25
Dianthus SuperTrouper™ Yellow	Dianthus SuperTrouper™ Yellow 25	Trixi Double Take	Trixi Double Take 25
Dianthus EverLast™ Lavender+Eye	Dianthus EverLast™ Orchid	Trixi Double the Heat	Trixi Double the Heat 25
Dianthus EverLast™ Pink Star	Dianthus EverLast™ Cherry Swirl	Trixi Enchanted Evening	Trixi Enchanted Evening 25
Dianthus EverLast™ Raspberry Cream	Dianthus EverLast™ Ruby Edge	Trixi Raspberry Sorbet	Trixi Raspberry Sorbet 25
Dianthus EverLast™ White+Eye	Dianthus EverLast™ White	Trixi Star Spangled Glamour	Trixi Star Spangled Glamour 25
Erysimum Brightside™ Purple Glow	Erysimum Brightside™ Purple Glow 25	Trixi Strawberry Shortcake	Trixi Strawberry Shortcake 25
Fuchsia Bellinto™ Compact Red+Violet	No Substitution	Trixi True North	Trixi True North 25
Fuchsia Bellinto™ Compact Red+White	No Substitution	Trixi Twice As Nice	Trixi Twice As Nice 25
Fuchsia Bellinto™ Red+Blue	No Substitution		

Renamed Selecta One Varieties for 2025

Variety	2025 Rename
Ajuga Chocolate Chip	Ajuga Chocolate Chunk
Bacopa Big Falls™ Dark Blue 24	Bacopa Big Falls™ Dark Blue
Bacopa Big Falls™ Dark Pink 24	Bacopa Big Falls™ Dark Pink
Bacopa Big Falls™ Pearl 24	Bacopa Big Falls™ Pearl
Bacopa Big Falls™ White 24	Bacopa Big Falls™ White
Bracteantha Mohave™ White 24	Bracteantha Mohave™ White
Calceolaria Calynopsis™ Red 24	Calceolaria Calynopsis™ Red
Calceolaria Calynopsis™ Yellow 24	Calceolaria Calynopsis™ Yellow
Calibrachoa MiniFamous® Neo Double Pink 24	Calibrachoa MiniFamous® Neo Double Pink
Dahlia Venti™ Royal Purple 24	Dahlia Venti™ Royal Purple
Gaura Belleza Dark Pink 24	Gaura Belleza Dark Pink
Geranium, Zonal Moonlight™ Red 24	Geranium, Zonal Moonlight™ Red 25
Geranium, Ivy Balcon Pink 24	Geranium, Ivy Balcon Pink
Impatiens New Guinea ImPower™ White 24	Impatiens New Guinea ImPower™ White
Petunia Headliner™ Blue 24	Petunia Headliner™ Blue
Portulaca PortoGrande™ White 24	Portulaca PortoGrande™ White
Trixi Ball Game 24	Trixi Ball Game 25
Trixi Can't Be Beat 24	Trixi Can't Be Beat
Trixi Hotter Than You Pink 24	Trixi Hotter Than You Pink 25
Trixi Sky's the Limit 24	Trixi Sky's the Limit 25

Selecta Varieties Covered by Flowering Only Terms & Conditions

COMMERCIAL NAME	VARIETY NAME	COMMERCIAL NAME	VARIETY NAME	COMMERCIAL NAME	VARIETY NAME	COMMERCIAL NAME	VARIETY NAME
Bacopa		COMMERCIAL NAME	VARIETY NAME	COMMERCIAL NAME	VARIETY NAME	COMMERCIAL NAME	VARIETY NAME
Big Falls™ Dark Blue	'KLESG22017'	Dahlietta™ Louise	'Dapasulo (EU/Louise)'	Geranium, Interspecific		Neon Pink	'KLEKB20022'
Big Falls™ Dark Pink	'KLESG22041'	Dahlietta™ Patty	'Baldahatti'	Marcada™ Dark Red	'KLEIP22654'	Mandala™ Orange	'KLEKB20024'
Big Falls™ Pearl	'KLESG22040'	Dahlietta™ Paula	'Dapasupa'	Marcada™ Electric Purple	'KLEIP23785'	Mandala™ Pink	'KLEKB20028'
Big Falls™ Pink+Rose Eye	'KLESG22020'	Dahlietta™ Rachel	'Dapaor'	Marcada™ Magenta	'KLEIP13348'	Mandala™ Purple	'KLEKB20030'
Big Falls™ White	'KLESG22036'	Dahlietta™ Shirley	'Baldahshir'	Marcada™ Pink	'KLEIP13347'	Mandala™ Red	'KLEKB20038'
Bidens		Dahlietta™ Tessy	'Dapared'	Marcada™ Pink+Purple Eye	'KLEIP19162'	Mandala™ Rose	'Thalia'
Namid™ Compact Yellow	'KLEBF21342'	Delaysa™ Apricot	'Baldadenap'	Marcada™ White 25	'KLEIP24802'	Mandala™ White	'Asteria'
Namid™ Early Yellow	'KLEBF1164'	Delaysa™ Apricot+Red Eye	'KLEDH22140'			Mandala™ Yellow	'KLEKB19020'
Namid™ Red+Yellow Eye	'KLEBF21468'	Delaysa™ Fireball	'Baldenire'	Ivy Geranium		Lavandula	
Namid™ Special Yellow	'KLEBF15323'	Delaysa™ Lavender	'Baldadenlav'	Balcon Ice Dance Pink	'KLEPP17499'	Sweet Dreams™ Blue	'KLELV16119'
Bracteantha		Delaysa™ Pink+Lemon	'KLEDH11032'	Glacier™ Compact	'KLEPP22649'	Magadi™ Basket Dark Pink	'KLELV22017'
Mohave™ Apricot	'KLEBB22090'	Delaysa™ Pink+Rose Eye	'KLEDH11031'	Amethyst+Eye	'KLEPO4112'	LaVela™ Compact Dark Violet	'KLELV20123'
Mohave™ Basket Yellow	'KLEBB21001'	Delaysa™ Pink+White	'KLEDH16094'	Glacier™ White	'KLEPP24824'	LaVela™ Compact White	'KLELV17124'
Mohave™ Fire Red	'KLEBB23106'	Delaysa™ Purple+White	'DAOTTEOGTREDIVE'	Royal™ Blue 25	'KLEPP19184'	LaVela™ Dark Violet	'KLELV13101'
Mohave™ Pink	'KLEBB23106'	Delaysa™ Raspberry	'Baldenasp'	Royal™ Candy Cane®	'KLEPP12267'	Lobelia	
Mohave™ Purple Red	'KLEBB16014'	Delaysa™ Vampire	'Baldadendre'	Royal™ Dark Burgundy	'IRT19151'	Magadi™ Basket Dark Blue	'KLELE12095'
Mohave™ Purple Red	'KLEBB22108'	Delaysa™ White	'DAATTEN'	Royal™ Hot Pink	'KLEPP19069'	Magadi™ Basket White	'KLELE17169'
Mohave™ Yellow	'KLEBB08392'	Delaysa™ Yellow	'KLEDH17008'	Royal™ Light Pink	'KLEPO2060'	Magadi™ Compact White	'KLELE12094'
Calceolaria		Delaysa™ Yellow+Red Eye	'KLEDH13033'	Royal™ Purple	'KLEPP22647'	Magadi™ Compact Blue Bay 25	'KLELE23777'
Calynopsis™ Orange	'KLECH22100'	Venti™ Golden Yellow	'DANITTEN'	Royal™ Scarlet Red	'KLEPP08207'	Magadi™ Compact Dark Blue	'KLELE20100'
Calynopsis™ Red	'KLECH20089'	Venti™ Lemon	'DANIOTGYTVE'	Royal™ White	'KLEPP17459'	Magadi™ Compact Purple	'KLELE14001'
Calynopsis™ Red+Yellow Eye	'KLECH21049'	Venti™ Light Rose	'DANIOTGREDIVE'	Zonal Geranium		Magadi™ Compact White	'KLELE12019'
Calynopsis™ Yellow	'KLECH22097'	Venti™ Magenta+White Eye	'Baldadensa'	Moonlight™ Blue	'IRTPT20125'	Magadi™ Dark Blue	'KLELE10724'
Calynopsis™ Yellow With Red	'KLECH10008'	Venti™ Mango	'Baldenink'	Moonlight™ Brilliant Red	'KLEP217154'	Magadi™ Electric Blue	'KLELE10670'
Calibrachoa		Venti™ Passion Fruit	'DASYVOGTTYVE'	Moonlight™ Dark Fuchsia	'KLEP215397'	Magadi™ Electric Purple	'KLELE14588'
MiniFamous™ Evo Double Blue	'KLECA23943'	Venti™ Pink+White Eye	'DATRETTEN'	Moonlight™ Dark Red	'KLEP217155'	Mint	
MiniFamous™ Evo Double Magenta	'KLECA23931'	Venti™ Red+White	'Baldadenurpl'	Moonlight™ Hot Coral	'KLEP23795'	Mint Orange	'KONMT22127'
MiniFamous™ Evo Double Red	'KLECA23A05'	Venti™ Tequila Sunrise	'Baldateqim'	Moonlight™ Ice Blue	'KLEP224856'	Nemesia	
MiniFamous™ Evo Double White	'KLECA22461'	Dianthus		Moonlight™ Lavender	'KLEP21229'	Whimsy™ Appleblossom	'KLENH22085'
MiniFamous™ Evo Double Yellow	'KLECA23A03'	Capitán™ Magnifica	'KLEDP23480'	Moonlight™ Light Pink+Big Eye	'KLEP21614'	Whimsy™ Blue	'KLENH22633'
MiniFamous™ Neo Blue	'KLECA122361'	Capitán™ Pink+Eye	'KLEDP18259'	Moonlight™ Light Salmon	'KLEP217400'	Whimsy™ Deep Rose	'KLENH22153'
MiniFamous™ Neo Dark Blue	'KLECA17359'	Capitán™ Purple Frost	'KLEDP23440'	Moonlight™ Orange	'KLEP21034'	Whimsy™ Orange Sunset	'KLENH22626'
MiniFamous™ Neo Deep Orange	'KLECA18501'	Capitán™ Purple+White	'KLEDP20328'	Moonlight™ Pink	'KLEP21615'	Whimsy™ Red	'KLENH22401'
MiniFamous™ Neo Deep Yellow	'KLECA15327'	Capitán™ Red White Edge	'KLEDP16209'	Moonlight™ Pink+Big Eye	'KLEP221615'	Whimsy™ White	'KLENH22852'
MiniFamous™ Neo Double Amethyst	'KLECA09208'	Carmen™ Burgundy	'KLEDP11106'	Moonlight™ Raspberry Blush	'KLEP221596'	Whimsy™ Yellow	'KLENH22622'
MiniFamous™ Neo Double Amethyst	'KLECA15269'	Carmen™ Pink	'KLEDP24523'	Moonlight™ Red 25	'KLEP222620'	Ocimum	
MiniFamous™ Neo Double Dark Blue	'KLECA12225'	Carmen™ Purple	'KLEDP16239'	Moonlight™ White 25	'KLEP224852'	Bicolor	'KLEOC22110'
MiniFamous™ Neo Double Deep Yellow	'KLECA15290'	Carmen™ Red	'KLEDP16214'	Moonlight™ Appleblossom 25	'KLEP21844'	Italian Red	'KLEOC20009'
MiniFamous™ Neo Double Lemon	'KLECA19067'	DiaDeur™ Magenta+Red	'KLEDP20311'	Sunrise™ Bright Lilac	'KLEP05141'	Spicy Basil	'KLEOC23014'
MiniFamous™ Neo Double OrangeTastic	'KLECA22883'	DiaDeur™ Magenta+White Edge	'KLEDP16186'	Sunrise™ Bright Scarlet	'KLEP03105'	Osteospermum	
MiniFamous™ Neo Double Pink	'KLECA21509'	DiaDeur™ Pink Shades	'KLEDP23527'	Sunrise™ Brilliant Red	'KLEP217509'	4D™ Berry White	'KLEOE15257'
MiniFamous™ Neo Double PlumTastic	'KLECA14276'	DiaDeur™ Pink+Red	'KLEDP17264'	Sunrise™ Dark Red	'KLEP218546'	4D™ Blue Ice	'KLEOE18043'
MiniFamous™ Neo Double Purple	'KLECA22880'	DiaDeur™ Velvet+White	'KLEDP07088'	Sunrise™ Hot Pink	'KLEP218546'	4D™ Harvest Moon	'KLEOE17359'
MiniFamous™ Neo Double Red 25	'KLECA16364'	DiaDeur™ EverLast™ Cherry Swirl	'KLEDG22394'	Sunrise™ Hot Rose+Eye	'KLEP225586'	4D™ Purple	'KLEOE17320'
MiniFamous™ Neo Double Silver Blue	'KLECA22893'	EverLast™ Lavender Shimmer	'KLEDG24558'	Sunrise™ Light Pink	'KLEP217434'	4D™ Sunburst	'KLEOE18048'
MiniFamous™ Neo Double White	'KLECA16520'	EverLast™ Neon Pink	'KLEDG22448'	Sunrise™ Light Salmon	'KLEP205129'	4D™ Violet Ice	'KLEOE21634'
MiniFamous™ Neo Light Blue	'KLECA18445'	EverLast™ Orchid	'KLEDG10119'	Sunrise™ Orange	'KLEP23783'	4D™ White	'KLEOE19398'
MiniFamous™ Neo Light Pink	'KLECA18503'	EverLast™ Peach	'KLEDG23495'	Sunrise™ Purple+Big Eye	'KLEP218547'	4D™ Yellow	'KLEOE16286'
MiniFamous™ Neo Light Pink+Eye	'KLECA16334'	EverLast™ Pink to White	'KLEDG24478'	Sunrise™ Red	'KLEP220550'	Daisy Falls™ Pink	'KLEOE16285'
MiniFamous™ Neo Orange+Red Eye	'KLECA13251'	EverLast™ Red	'KLEDG15176'	Sunrise™ Rose+Big Eye	'KLEP222698'	Daisy Falls™ Purple	'KLEOE16287'
MiniFamous™ Neo Pink	'KLECA20810'	EverLast™ Red+Pink	'KLEDG15176'	Sunrise™ Ruby+Frige	'KLEP21276'	FlowerPower™ Compact Pink+Eye	'KLEOE20559'
MiniFamous™ Neo Pink Hawaii	'KLECA13252'	EverLast™ Ruby Edge	'KLEDG20336'	Sunrise™ Salmon	'KLEP224742'	FlowerPower™ Compact Purple	'KLEOE17333'
MiniFamous™ Neo Purple	'KLECA22915'	EverLast™ Violet Blue	'KLEDG24556'	Sunrise™ Violet	'KLEP210271'	FlowerPower™ Compact	'KLEOE12201'
MiniFamous™ Neo Red Hawaii	'KLECA23916'	EverLast™ White	'KLEDP11109'	Sunrise™ White	'KLEP224878'	Purple Red	'KLEOE23785'
MiniFamous™ Neo Red Shuffle	'KLECA14263'	Oscar™ Cherry	'KLEDP07089'	Sunrise™ White+Zest	'KLEP217484'	FlowerPower™ Compact White 25	'KLEOE18318'
MiniFamous™ Neo Salmon Pink+Eye	'KLECA16017'	Oscar™ Cherry+Velvet	'KLEDP11108'	Super Moon™ Bright Red	'KLEP224880'	FlowerPower™ Spider Pink	'KLEOE05520'
MiniFamous™ Neo Vampire	'KLECA18504'	Oscar™ Light Rose	'KLEDP11108'	Super Moon™ Red	'KLEP217484'	FlowerPower™ Spider Purple	'KLEOE08146'
MiniFamous™ Neo Violet Ice	'KLECA22491'	Oscar™ Neon Pink	'KLEDP22470'	Super Moon™ White	'KLEP217484'	FlowerPower™ Spider White	'KLEOE24816'
MiniFamous™ Neo White	'KLECA16314'	Oscar™ Peach Edge	'KLEDP22470'	Hebe		Zion™ Apricot Sun	'KLEOE12190'
MiniFamous™ Neo White+Yellow Eye	'KLECA22822'	Oscar™ Pink	'KLEDP10105'	Sidekicks™ Luigi	'Luigi'	Zion™ Blue Denim	'KLEOE09175'
MiniFamous™ Uno Blue Star	'KLECA19487'	Oscar™ Purple Star	'KLEDP18090'	Sidekicks™ Robin	'Robin'	Zion™ Copper Amethyst	'KLEOE19395'
MiniFamous™ Uno Dark Blue	'KLECA19508'	Oscar™ Salmon	'KLEDP15179'	Sidekicks™ Spock	'Spock'	Zion™ Orange Burst	'KLEOE22724'
MiniFamous™ Uno Double Dark Blue	'KLECA14264'	Oscar™ Violet+Pink	'KLEDP17262'	Sidekicks™ Watson	'Watson'	Zion™ Pink Orbit	'KLEOE22715'
MiniFamous™ Uno Double Light Pink	'KLECA23952'	Oscar™ White	'KLEDP18292'	Helichrysum		Zion™ Pink Sun	'KLEOE20583'
MiniFamous™ Uno Double Orange	'KLECA18085'	Early Love™	'KLEDP18267'	Silver Ribbon	'HYBHS18021'	Zion™ Pure Yellow	'KLEOE19396'
MiniFamous™ Uno Double PinkTastic	'KLECA23992'	I Love U™	'KLEDP20383'	Silver Stitch	'HYBHS20024'	Zion™ Purple Sun	'KLEOE16278'
MiniFamous™ Uno Double Red 25	'KLECA21566'	Palm Peach	'KLEDP18305'	Silver Threads	'HYBHS18538'	Zion™ Red	'KLEOE22627'
MiniFamous™ Uno Double White	'KLECA23987'	Pink Kisses™	'KLEDG12163'	Heliotrope		Zion™ Rose Surprise	'KLEOE23403'
MiniFamous™ Uno Double Yellow	'KLECA23A09'	Purple Wedding™	'KLEDG18274'	Marino™ Blue	'KLEHA13711'	Senetti™ Blue Bicolor	'Sunsenebabakai'
MiniFamous™ Uno Double Yellow+Red Vein	'KLECA22825'	Scully	'KLEDP19309'	Marino™ White	'KLEHA14006'	Senetti™ Cobalt Blue	'Sunsenehaha'
MiniFamous™ Uno Double Yellow+Red Vein	'KLECA23872'	Pashmina™ Berry Red	'KLEDG15338'	Impatiens, Interspecific		Senetti™ Deep Blue	'Sunsenedibu'
MiniFamous™ Uno Pink	'KLECA22845'	Pashmina™ Magenta	'KLEDG19303'	Bounce™ Bright Coral	'Balbocour'	Senetti™ Magenta	'Sunsenere'
MiniFamous™ Uno Pink Radiance	'KLECA23958'	Pashmina™ Pink+White	'KLEDG23450'	Bounce™ Cherry	'Balboucher'	Senetti™ Magenta Bicolor	'Sunsenereba'
MiniFamous™ Uno Pink Star	'KLECA16006'	SuperTrouper™ Lavender+Eye	'KLEDP16188'	Bounce™ Pink Flame	'Balbounfink'	Senetti™ Pink Bicolor	'Sunsenepila'
MiniFamous™ Uno Pink Starfruit	'KLECA23958'	SuperTrouper™ Orange	'KLEDP06080'	Bounce™ Violet	'Balbouvimp'	Senetti™ Red Halo	'Sene Nina 55'
MiniFamous™ Uno Pink Strike	'KLECA17029'	SuperTrouper™ Purple	'KLEDP15187'	Bounce™ White	'Balboute'	Senetti™ White Red Heart	'Sene Niregoku'
MiniFamous™ Uno Red	'KLECA17038'	SuperTrouper™ Red+Pink	'KLEDP05070'	Impatiens, New Guinea		EnViva™ Blue	'KLECA24829'
MiniFamous™ Uno Rose+Eye	'KLECA16371'	SuperTrouper™ Red+White	'KLEDP09103'	ColorPower™ Cerise Frost	'KLEI04077'	EnViva™ Pink	'KLECA22835'
MiniFamous™ Uno Violet Star	'KLECA17002'	SuperTrouper™ Silver Pink	'KLEDP13155'	ColorPower™ Coral Flame	'KLENI05082'	EnViva™ Red	'KLECA23590'
MiniFamous™ Uno White	'KLECA22901'	SuperTrouper™ White	'KLEDP07093'	ColorPower™ Dark Pink Flame	'KLENI1124'	EnViva™ White	'KLECA23830'
MiniFamous™ Uno White Gold	'KLECA17003'	SuperTrouper™ Yellow 25	'KLEDP23562'	ColorPower™ Dark Red	'KLENI1542'	Petunia	
MiniFamous™ Uno Yellow	'KLECA20803'	SuperTrouper™ White	'KLEDP16231'	ColorPower™ Lavender Flame	'KLEI02058'	Headliner™ Banana Cherry	'KLEPH20425'
MiniFamous™ Uno Yellow+Red Vein	'KLECA20803'	Vivacia™ Bright Red	'KLEDP16226'	ColorPower™ Light Pink+Eye	'KLENI1313'	Headliner™ Blackberry Vein	'KLEPH22641'
Dahlia		Vivacia™ Deep Red	'KLEDP21376'	ColorPower™ Orange	'KLENI2198'	Headliner™ Blue	'KLEPH23557'
City Lights™ Apricot Glow	'KLEDH22563'	Vivacia™ Light Pink	'KLEDP21376'	ColorPower™ Orange Flame	'KLENI2198'	Headliner™ Crystal Sky	'KLEPH20411'
City Lights™ Golden Yellow	'KLEDH18122'	Vivacia™ Orange	'KLEDP21376'	ColorPower™ Orchid	'KLENI2198'	Headliner™ Dark Saturn	'KLEPH18130'
City Lights™ Lavender Pink	'KLEDH18127'	Vivacia™ Pink	'KLEDP21376'	ColorPower™ Peach Frost	'KLENI19158'	Headliner™ Dark Violet Picotee	'KLEPH19120'
City Lights™ Neon	'KLEDH20215'	Vivacia™ Purple	'KLEDP21376'	ColorPower™ Purple Blue	'KLENI05080'	Headliner™ Electric Purple	'KLEPH20491'
City Lights™ Orange	'KLEDH20215'	Vivacia™ White	'KLEDP21376'	ColorPower™ Red	'KLENI21160'	Headliner™ Electric Purple Sky	'KLEPH20513'
City Lights™ Purple	'KLEDH18119'	Diascia		ColorPower™ Red Flame	'KLENI21160'	Headliner™ Enchanted Sky	'KLEPH20580'
City Lights™ Red	'KLEDH18101'	Piccadilly™ Appleblossom	'KLEDI04015'	ColorPower™ Rose	'KLENI21160'	Headliner™ Lavender Picotee	'KLEPH22622'
Dahlietta™ Anna	'DAPADPOR'	Piccadilly™ Dark Red	'KLEDB11787'	ColorPower™ Salmon Pink	'KLENI07088'	Headliner™ Light Pink Sky	'KLEPH17138'
Dahlietta™ Blanca	'Baldablanc'	Piccadilly™ Dark Salmon	'KLEDB18008'	ColorPower™ Violet	'KLENI05079'	Headliner™ Night Sky	'KLEPH15313'
Dahlietta™ Candy	'Baldahcan'	Piccadilly™ Pink	'KLEDB10714'	ColorPower™ White	'KLENI21180'	Headliner™ Pink Sky	'KLEPH22684'
Dahlietta™ Coby	'Baldacob'	Piccadilly™ White 25	'KLEDB24020'	ColorPower™ White Red Flame	'KLENI17151'	Headliner™ Pink Vein	'KLEPH14244'
Dahlietta™ Emily	'Daparos'	Erysimum		ImpPower™ Dark Red	'KLENI15142'	Headliner™ Raspberry Swirl	'KLEPH19198'
Dahlietta™ Julia	'Baldajul'	Brightside™ Dark Yellow	'KLEEEY22068'	ImpPower™ Lavender	'KLENI17154'	Headliner™ Red	'KLEPH14248'
		Brightside™ Fuchsia Glow	'KLEEEY23129'	ImpPower™ Orange	'KLENI2198'	Headliner™ Sky Blue	'KLEPH14245'
		Brightside™ Lemon Glow	'KLEEEY21077'	ImpPower™ Purple Blue	'KLENI05080'	Headliner™ Starry Sky Burgundy	'KLEPH18389'
		Brightside™ Magenta Glow	'KLEEEY21069'	ImpPower™ Red	'KLENI2198'	Headliner™ Strawberry Sky	'KLEPH22668'
		Brightside™ Orange Glow	'KLEEEY22071'	ImpPower™ Red Flame	'KLENI17152'	Headliner™ Violet Sky	'KLEPH23780'
		Brightside™ Purple Glow 25	'KLEEEY24097'	ImpPower™ Salmon	'KLENI07088'	Headliner™ White 25	'KLEPH22540'
		Brightside™ White	'KLEEEY24095'	ImpPower™ Violet	'KLENI0128'	Headliner™ Yellow	'KLEPH15261'
		Euphorbia		ImpPower™ White	'KLENI13133'	Main Stage™ Blueberry	'KLEPH14273'
		Loreen™ Compact White	'KLEEH20247'	Kalanchoe			
		Loreen™ White	'KLEEC15272'	Mandala™ Bright Orange 25	'KLEKB20031'		
		Gaura		Mandala™ Dark Red	'KLEKB20040'		
		Belleza™ Compact Light Pink	'KLEGL06261'	Mandala™ Deep Pink	'KLEKB20029'		
		Belleza™ Dark Pink	'KLEGL22507'	Mandala™ Double Apricot+Eye	'KLEKB20035'		
		Belleza™ Early White	'KLEGL22354'	Mandala™ Double White	'KLEKB20034'		
		Belleza™ White	'KLEGL14844'	Mandala™ Light Pink	'KLEKB20027'		

Important Plant Protection & Licensing Information

COMMERCIAL NAME	VARIETY NAME
Main Stage™ Glacier Sky	'KLEPH21480'
Main Stage™ Hot Pink	'KLEPH11204'
Main Stage™ Pink	'KLEPH11202'
Main Stage™ Pink Vein	'KLEPH16274'
Main Stage™ Purple	'KLECO30333'
Main Stage™ Red	'KLEPH12216'
Main Stage™ Violet	'KLEPH17300'
Main Stage™ Violet Picotee	'KLEPH09189'
Main Stage™ White	'KLEPH19362'
Starlet™ Blue	'Balspunlu'
Starlet™ Blueberry Vein	'KLEPH19396'
Starlet™ Burgundy	'Balspunburg'
Starlet™ Dark Pink	'KLEPH11199'
Starlet™ Light Pink	'KLEPH20490'
Starlet™ Magenta Star	'KLEPH17365'
Starlet™ Midnight Sky	'KLEPH19440'
Starlet™ Pink Lemonade	'KLEPH14251'
Starlet™ Pinot Red	'KLEPH18034'
Starlet™ Red	'KLEPH19412'
Starlet™ Salmon Red Vein	'KLEPH14253'
Starlet™ Velvet	'KLEPH19035'
Starlet™ White	'Balspunwhi'
Starlet™ Yellow	'KLEPH13238'
SweetSunshine™ Blueberry Vein	'KLEPH12655'
SweetSunshine™ Magenta	'KLEPH13234'
SweetSunshine™ Magenta Sky	'KLEPH13625'
SweetSunshine™ Pink+Red Vein	'KLEPH12658'
SweetSunshine™ Provence	'KLEPH13235'
SweetSunshine™ White	'KLEPH14805'
Phlox	
Gisele™ Hot Pink	'KAZI14826'
Gisele™ Light Pink+Eye	'KLEPX20585'
Gisele™ Pink	'KAZI14750'
Gisele™ Purple	'KLEPX20586'
Gisele™ Red	'KAZI20094'
Gisele™ White	'KAZI14830'
Portulaca	
PortoGrande™ Citrus Crush	'NUFPO22054'
PortoGrande™ Lemon Creamside	'NUFPO22052'
PortoGrande™ Magenta	'KLEPO21045'
PortoGrande™ Orange	'KLEPO14824'
PortoGrande™ Raspberry Lemonade	'KLEPO17022'
PortoGrande™ Scarlet	'KLEPO14822'
PortoGrande™ White	'NUFPO22066'
PortoGrande™ Yellow	'KLEPO14825'
Salvia	
Skyscraper™ Dark Purple	'HYBSV16016'
Skyscraper™ Orange	'HYBSV18020'
Skyscraper™ Pink	'HYBSV16017'
Sanvitalia	
Tsavo™ Basket Yellow	'KLESP22005'
Tsavo™ Compact Yellow	'KLESP22004'
Scaevola	
Fairy™ Blue	'KLESC13594'
Fairy™ Pink	'KLESC21648'
Fairy™ White	'KLESC13596'
Verbena	
Beats™ Blue	'KLEVP20064'
Beats™ Blue+White	'KLEVP23124'
Beats™ Bright Purple	'KLEVP20038'
Beats™ Magenta	'KLEVP23139'
Beats™ Pink Shades	'KLEVP22142'
Beats™ Purple+White	'KLEVP20052'
Beats™ Red	'KLEVP20076'
Beats™ Red+White	'KLEVP20042'
Beats™ White	'KLEVP20062'
Blues™ Lavender+Eye	'KLEVP12431'
Blues™ Light Pink+Eye	'KLEVP12430'
Blues™ Magenta+Eye	'KLEVP12428'
Blues™ Purple+Eye	'KLEVP12427'
Blues™ Red	'KLEVP14490'
Blues™ Rose+Eye	'KLEVP12429'
Blues™ Violet+Eye	'KLEVP22022'
Blues™ White	'KLEVP19028'
Lascar™ Black Velvet	'KLEVP15618'
Lascar™ Blue+White	'KLEVP21043'
Lascar™ Burgundy	'KLEVP08383'
Lascar™ Dark Red	'KLEVP12446'
Lascar™ Dark Violet	'KLEVP15483'
Lascar™ Mango Orange	'KLEVP15474'
Lascar™ Orange Lava	'KLEVP22039'
Lascar™ Pink	'KLEVP12447'
Lascar™ Purple+White	'KLEVP21048'
Lascar™ Red Rose	'KLEVP11419'
Lascar™ Vampire	'KLEVP19068'
Lascar™ White	'KLEVP12434'

Plant Protection

Selecta One varieties are covered by the Flowering Only Terms & Conditions of Sale Agreement. Many are also protected by U.S. Patents and/or Plant Breeders' Rights in Canada and elsewhere.

Note: please refer to the Selecta North America website for current U.S. patent information.

Flowering Only Terms & Conditions

Plants shall be sold only as "Finished Plants," defined as plants grown in a 3-in. (7.5-cm) size pot/container or larger. Propagation and/or taking tip cuttings, as well as the unlicensed sale and transfer of rooted or unrooted cuttings to any other company or individual, is strictly prohibited. By accepting an order and/or opening a box of Selecta One plants, you signify agreement with these Flowering Only Terms & Conditions of Sale. Flowering Only Terms & Conditions information is also available through Royalty Administration International (RAI). RAI has been appointed as our agent in the U.S. for the protection of Selecta One varieties. RAI reserves the right to inspect premises and plantings at any reasonable time to ensure compliance with the terms and conditions stated herein.

Propagation License Agreement

Only Selecta One Geranium, New Guinea Impatiens, Osteospermum, Sutura and Poinsettia varieties are available for licensed propagation and only for the purpose of producing and selling "Finished" plants (defined above). Propagation is strictly prohibited without a license. To obtain a Propagation license, please contact RAI U.S. at (800) 472-4724. This royalty bearing license must be signed and returned to RAI in order to receive cuttings and maintain stock plants. Canada Growers, please contact Ball Licensing Administration at (630) 588-3111 or (630) 588-3311.



ROYALTY Administration International
10501 Ben C. Pratt / Six Mile Cypress Parkway,
Suite 103
Fort Myers, FL 33966
Phone: (800) 472-4724 / (239) 278-9917
Fax: (239) 278-4833
E-mail: info@rai-na.com

Selecta One Image, Tag and Trademark Policy

All images featuring Selecta One products are to be used for promotional materials, including but not limited to point-of-purchase items, tags, advertising, catalogs, fliers, websites, etc. They may not be used without permission from Selecta One or Ball.

All images loaned by Selecta One are copyrighted and are the property of Selecta Klemm GmbH & Co. KG and its subsidiaries. They are loaned to customers for promotional use only. Images may not be sublicensed or resold. Any unauthorized use is strictly prohibited.

All loaned images must be used in connection with the proper trademarks. The correct commercial name and variety name must be listed on all images used in connection with any reproduction.

All tags used for Selecta One products must be supplied or approved by Selecta One or Ball. Tags must include the full commercial name of the product, proper trademark (™ or ®) as applicable, variety name, patent information and the term "Propagation is Prohibited" or "Propagation Prohibited" as applicable and Selecta One-approved images. All custom tag layouts and orders must be approved prior to production/reproduction.

All the Product Forms You Need

Selecta One offers you a range of different product forms, including unrooted cuttings and TrixiLiners. Also available are AutoStix® pre-rooted cuttings designed to eliminate the time and costs associated with traditional liner production. Our groundbreaking products and forms make Selecta One's offering the most innovative in the industry – with your success in mind!



Unrooted cuttings (URCs)

All Selecta One varieties are available as URCs.

- Variety minimum/multiples of 100
- Order minimum is 2,000
- Available exclusively through Ball Seed®
- Also available in AutoStix® strip



AutoStix® strip cuttings

Same high-quality unrooted cuttings from Selecta One in a biodegradable strip for automated transplanting.

- Variety and order minimums are the same as URC
- Order minimum is 2,000
- Available exclusively through Ball Seed



Callused cuttings

Available in Osteospermum, the cuttings can be direct stuck in the finish container, so propagation is cut by 7 to 9 days.

- Variety minimum is multiples of 100
- Order minimum is 2,000
- Available exclusively through Ball Seed



Rooted cuttings

Selecta One varieties are available as rooted cuttings from Selecta One licensed Root & Sell Stations. To find contact information for our Root & Sell Stations in the U.S. and Canada, turn to the back cover.

- Available from your preferred broker



Trixi®

Upgraded to customize the treatment of components, Trixi gives you a stronger start for a better finish of 100% complete and balanced color combos. For more information, see page 6 or go to SelectaNorthAmerica.com.

- Available from your preferred broker

Selecta One Clean & Field-Tested Varieties

Every Selecta One variety is rigorously tested before entering our program and is subject to the same testing annually. Our Selecta One Clean Stock program follows strict, internationally recognized protocols, and is based on 60 years of experience. Clean Stock starts in the Selecta One clean stock facility in Stuttgart, Germany. The Selecta One production centers are located in Kenya and Uganda. Our field-tested products are intensively rated for performance and provide benefits for growers as well as for consumers.



Licensed Root & Sell Stations

Rooted Cuttings

Selecta One varieties are available as rooted cuttings from Selecta One licensed Root & Sell Stations. Contact your favorite broker for ordering details.

U.S. Root & Sell Stations

Amos Zittel & Sons

3275 Webster Rd.
Eden, NY 14057
Phone (716) 649-6340

Ball Tagawa Growers

819 Zenon Way
Arroyo Grande, CA 93420
Phone (805) 481-7526

DGI Propagators

7073 40th Ave.
Hudsonville, MI 49426
Phone (616) 669-0552

Dickman Farms

13 Archie Street
Auburn, NY 13021
Phone (315) 253-3030

DS Cole Growers

251 N. Village Road
Loudon, NH 03307
Phone (603) 783-9561

Esbenshade's

Greenhouses, Inc.
546 A East 28th
Division Highway
Lititz, PA 17543
Phone (717) 626-7000

Fessler Nursery Co.

12666 Monitor McKee Road
NE Woodburn, OR 97071
Phone (503) 634-2448

Greenstreet Growers, Inc.

391 West Bay Front Road
Lothian, MD 20711
Phone (410) 867-9500

Gro 'n Sell, Inc.

320 Lower State Road
Chalfont, PA 18914
Phone (215) 822-1276

Hardy Starts by

Welby Gardens
2761 East 74th Avenue
Denver, CO 80229
Phone (303) 288-3398

Knox Horticulture

940 Avalon Road
Winter Garden, FL 34787
Phone (800) 441-5669

Lucas Greenhouses

1049 Whig Lane
Monroeville, NJ 08343
Phone (856) 881-0234

Mast Young Plants, Inc.

6564 Peach Ridge Avenue NW
Grand Rapids, MI 49544
Toll Free (800) 541-3910
Phone (616) 784-0583

N G Heimos

Greenhouses - Millstadt
6627 IL Rte. 158
Millstadt, IL 62260
Phone (866) 444-4590

Plantpeddler, Inc.

530 2nd Avenue SW
Cresco, IA 52136
Phone (800) 827-1654

Plug Connection

2627 Ramona Drive
Vista, CA 92084
Phone (760) 631-0992

Raker-Roberta's

Young Plants
10371 Rainey Road
Litchfield, MI 49252
Phone (517) 542-2316

Sunbelt Greenhouses

200 Thompson Drive
Douglas, GA 31535
Phone (912) 384-3806

Van de Wetering

Greenhouses Inc.
5784 Sound Avenue
Jamesport, NY 11947
Phone (631) 722-8757

Van Wingerden Greenhouses

8210 Portal Way
Blaine, WA 98230
Phone (360) 366-3906

Wagner Greenhouses

6024 Penn Avenue South
Minneapolis, MN 55419
Phone (612) 922-1262

Wenke Greenhouses

2525 North 30th Street
Kalamazoo, MI 49048
Phone (269) 349-7882

Canada Root & Sell Stations

George Sant & Sons

Greenhouses
11831 Cold Creek Road
Kleinburg, ON L0J 1C0
Phone (905) 893-1592

Les Serres Frank Zyromski

1853 Chemin Laliberté
Rivière-Rouge, QC J0T 1T0
Phone (819) 275-5156

Van Wingerden Greenhouses

8210 Portal Way
Blaine, WA 98230
Phone (360) 366-3906
Servicing Western Canada

Westcan Greenhouses

2527 210 Street, Langley Twp,
BC V2Z 2A9
Phone (604) 530-9298

Unrooted Cuttings & Callused Cuttings

Unrooted cuttings and callused cuttings exclusively through Ball Seed®.

Ball Seed

ballseed.com/webtrack
Ball Seed: 800 879-2255
Ball ColorLink®: 800 686-7380

There's more to Selecta One®

Visit **SelectaNorthAmerica.com** for a variety of resources to help you grow your business.

Visit **SelectaSTREAM** to stream quick videos showcasing our latest varieties, complete with growing tips.

The **Dianthus and Carnation pages** feature our Dianthus Selection Tool and Scheduling Guide. See our Retail Showcase for POP that's worthy of Valentine's Day, Easter and Mother's Day!

Looking for a little inspiration for **COMBINATIONS**?

Trixi® combos are ordered as complete multi-stuck liner kits that grow and show brilliantly in combination.

Dynamix™ combos let you get creative by providing ideas for components you can order and mix yourself. Varieties are proven to grow well together for your customers.

selecta^{one}®

Visit **SelectaNorthAmerica.com** for Current Terms & Conditions of Sale.

© 2024 Ball Horticultural Company 24641505
BALL is a registered trademark of Ball Horticultural Company in the U.S.™ denotes a trademark of and ® denotes a registered trademark of Selecta Klemm GmbH & Co. KG in the U.S., which may be registered in other countries.

